

The Left- and Right-Wing Political Power Design:^{*} The Dilemma of Welfare Policy with Low-Income Relief

Abstract. The findings yielded by this experiment represent a significant contribution to the theoretical landscape of welfare policy, shedding light on fundamental inquiries surrounding the rules and norms governing wealth redistribution. Specifically, the examination meticulously dissects the expenses associated with redistributing both basic necessities and critical public goods, recognizing the distinct considerations each category demands. Notably, the analysis unveils a pivotal revelation: within the framework of a poverty line designed to treat all citizens equitably, politicians with contrasting ideologies assume the responsibility of determining the financing mechanisms for redistributing essential and vital resources. This process underscores the imperative for political consensus, contingent upon the approval of decisions by the electorate. However, in instances where such approval is absent, policymakers find themselves compelled to engage in ongoing negotiations, underscoring the complexities inherent in reaching viable solutions. Building upon this foundational premise, the study posits that political decisions that elevate the poverty line as a parameter may inadvertently engender inverse incentives for benefit claimants, potentially leading to financial imbalances. This, in turn, raises concerns regarding the fiscal sustainability of distributing both basic and non-basic goods to their intended recipients. To mitigate these challenges and ensure fiscal equilibrium, the proposition is made to utilize half of the median income (μ), colloquially known as the Fuchs point, as the benchmark for defining the poverty line. By adopting this approach, the aim is to foster a more just and equitable framework for wealth redistribution, thereby fostering resolution to the ideological schisms that often divide left- and right-wing politicians. Furthermore, through the application of sophisticated modeling techniques, such as those employed in the development of the Negative Friedman Income Tax (NIT) since 1962, the study demonstrates the efficacy of implementing a wealth redistribution exclusion rule based on an income threshold of half the median income ($\frac{1}{2} \mu$) in reducing the Gini coefficient, thereby advancing the discourse on socioeconomic equality and justice.

Keywords: bargaining; welfare policy; public goods; taxation; voting

^{*} Becker Friedman Institute, Working Paper Series, No. 2012-13, October 19, 2012; *The Conference of Economic Design*, Palma de Mallorca, June 30, 1-2 July 2004, SED2004, *The 3rd International Conference on Public Economics* of the Association for Public Economic Theory (APET), Paris, Pantheon-Sorbonne, July 4-6, 2002,

1. INTRODUCTION

Political competition related to wealth redistribution often fosters debate regarding what the state "should" or "should not" deliver. Wider and more substantial welfare benefits and relief payments could be problematic, as they might encourage certain behaviors, such as low savings or productivity when economic security is guaranteed. Similarly, they may lead to high wage demands, as an incentive to remain in employment, given that unemployment benefits are substantial and are compensated by high tax rates **T**. In addition, high taxes are an incentive for entering a black labor market that avoids paying taxes, or moonlighting, i.e., holding multiple jobs. Finally, high benefits typically undermine social and geographical mobility. Evidence also shows that, under these conditions, a few would opt for working just because financially they would not be tempting, while many will be wondering why studying is worth the efforts and sacrifices. In sum, excessive benefits might result in human capital not developing quickly and well enough, e.g., "...*implicit support to those waiting on benefits looking for the 'right type of job' or a job that pays well enough*," as noted by Oakley and Saunders (2011).

As the welfare policy of the state presupposes the existence of both a functioning market economy and a democratic political system, its hallmark is that the distribution of public goods and services is governmental responsibility and obligation. The term *public* in this context refers solely to wealth redistribution. In particular, an obligation to ensure that those on low incomes are awarded appropriate levels of social benefits and relief payments results in a more egalitarian allocation of wealth than can be provided by the free market. In this scenario, politicians face a dilemma of whether such allocation is just and fair to all citizens. The solution depends on many factors, including the characteristics and views of the main benefactors of wealth redistribution. In the absence of a universal definition, in this work, we use the term "wealth" in the scholarly sense, delivered through tax channels and distributed by the state. Under this premise, the average taxable income per capita represents the wealth **W**.

The primary goal of this experiment is to demonstrate fallacy of arguments advocating in favor of higher benefits and relief payments. Beyond the negative perception of higher benefits, it is also reasonable to believe that distribution of citizens' incomes σ is, perhaps, the only target for control and an exclusive source of information for assessing the amount of benefits available. Our goal is to highlight a hidden side of public interests to welfare issues (Flora, ed., 1987), its geographical, historical justification and broad experimental support in analyzing credible income distributions (Huber et al, 2008). Since we approach welfare redistribution from a more theoretical perspective, we need to have a different emphasis compared to these issues. However, apart from this key aspect, the solution of the welfare policy dilemma, based on numerical simulations, yields the benefits to the needy that are sufficiently close to be considered a realistic match (see Table 1), as noted by Bowman in 1973, to "*what amounts to a moving poverty line at $\frac{1}{2}$ of median income.*" In support of

this approach, it is worth noting that Rawls (1971, 2005) pronounced the Fuchs (1965) point as an alternative to the measurement of poverty with no reference to social position. The motive of the experiment presented here is thus to provide — while acknowledging that a few examples clearly cannot make a trend — a theoretical confirmation for the claim recognizing the poverty line, defined as $\frac{1}{2}\mu$ of the median income μ , as a realistic political consensus.

Table 1. Numerical experiment behind the welfare policy dilemma of income redistribution; SA—Social Agencies, PA—Public Agencies

<i>Obtained by means of income distribution density (Fig. 3); personal allowance $\phi = 4.03$; $\theta = 61.9$; $h = -0.11$; $m = 2.07$; subsidy function $s(\xi) = 0.83\xi$.</i>	<i>Policy of equal, symmetric power of negotiators</i>	<i>SA proposal accepted by PA</i>	<i>Proposal minimizing wealth tax</i>	<i>Income floor, 50% of median income</i>	<i>PA proposal accepted by SA</i>	<i>Policy of disagreement, the breakdown</i>
	η	$\lambda_1, q = 5\%$	$\lambda, q \approx 0\%$	$\frac{1}{2}\mu$	$\lambda_2, q = 5\%$	δ
Income floor—welfare policy $\xi =$	65.94	34.03	38.40	45.32	42.81	6.64
Poverty rate: percentage of agents below the income floor	31.91%	10.51%	13.04%	17.39%	15.77%	0.44%
Negotiating power of social agencies $\alpha(\xi)$	0.50	0.14	0.17	0.24	0.22	Not defined
Guaranteed social minimum $u(\xi)$	47.57	25.49	28.63	33.55	31.77	7.07
Account for public, goods expenses $g(\xi)$	16.15	30.15	28.72	26.18	27.15	-19.75
Account for subsidies transfers $B(\xi)$	17.53	2.98	4.17	6.57	5.62	0.02
Account for public spending, the size of the welfare-pie $z(\xi)$	33.68	33.14	32.89	32.75	32.77	-19.73
Average taxable income—the wealth amount $W(\xi)$	113.52	116.38	115.73	114.84	115.14	121.59
Wealth-tax, marginal tax rate $\tau(\xi)$	29.67%	28.47%	28.42%	28.52%	28.46%	-16.22%

In our scheme, citizens earning low incomes (below a certain level, in this case the poverty line ξ) receive relief payments, whereas those with higher incomes (above the aforementioned level) do not. In this regard, it should be noted that, in 1962, Milton Friedman (2002) proposed a similar scheme of wealth redistribution, combined with flat tax, called the negative income tax — the NIT. According to the rules and norms of the NIT, low-income earners receive a relief payment proportional to the difference between their earnings and the predetermined NIT poverty line. Most importantly, the total — the sum of the key income and the NIT relief payment — is not subject to taxation. We argue that levying taxes in compliance with the tax rules and norms in force for all, inclusive of low-income citizens, would have the same result. Although the total income of low-income citizens is now taxable, they would, even so, still be eligible for the relief in line with NIT, similar to the widely adopted low-income — LI relief. The known drawback of such an approach, and the relief,

in particular, stems from the issue of social abuse by those earning low income. In order to mitigate these undesirable effects, in this work, we introduce the so-called hazard of working incentives, referred to as the h-effect.

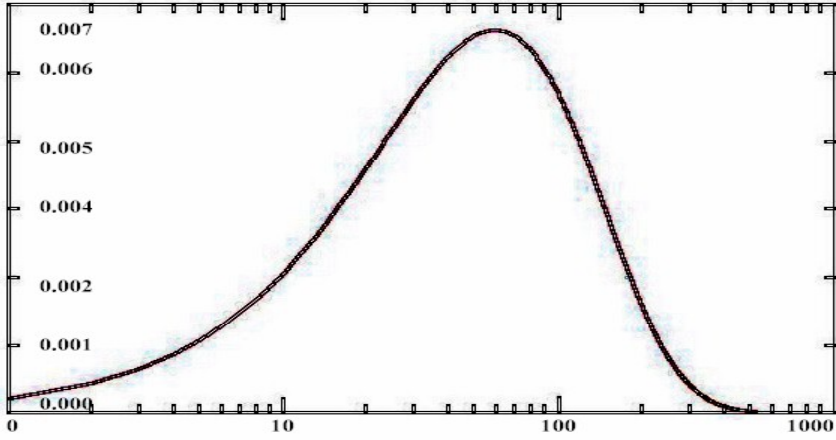


Figure 1. At the sample $P(\sigma, \theta + h \cdot \frac{1}{2}\mu)$ of the income density distribution, μ solves the equation $\int_0^\xi P(\sigma, \theta + h \cdot \xi) d\sigma = 0.5$ for ξ , $\mu = 82.30$. Appendix A1 contains the analytical form for the sample expression in Figure 1.

We thus present a theoretical model of visionary politicians, whereby we consider a masquerade of life or a scenario of *realistic utopia*. In this scenario, two actors/politicians, akin to two political coalitions, are playing a bargaining game, each attempting to implement his/her own wealth redistribution policy. *Left-wing politicians* tend to oppose the disproportion in private consumption, unjust wealth redistribution, profit motive, and private property as the main sources of socioeconomic evil. *Right-wing politicians*, owing to a different ideology, tend to focus on regulating business and financial risks, thus encouraging the government's use of its powers in combating corruption, criminal violence and commercial fraud. While left-wing politicians prefer immediate and equitable sharing of the available stock of goods and services, both sides are aware of the citizens' sacrifices — in terms of direct contribution of a part of their income to the funding of welfare benefits and public goods. We posit that applying the rules and norms of wealth redistribution pertaining to the reliance on the elevated relief would increase the quantity of the relief payments to be delivered. Consequently, citizens will have to meet a greater tax burden. This outcome is not ideal, given that lower tax burden and greater private consumption always lie at the heart of citizens' economic and political aspirations. These private objectives prompt majority of voters, who hold power in electing political parties, to oppose increasing the tax burden. As a result, they are instrumental in the competition between the left- and right-wing politicians and their views on tax policies.

Political consensus is rarely possible in reality. Consequently, we aim to design an experiment capable of predicting an appropriate political division between interest groups for desirable implementation of the welfare policy. This approach does not require analysis of the voting system or a scheme by which voters-citizens express their arguments. In adopting this approach, we analyze political power indicators as replications $(\alpha, 1-\alpha)$, $0 < \alpha < 1$, in line with Kalai's bargaining game (1977) in which division of \$1 is attempted. In this scenario, among other assumptions, it is posited that a power α is appropriate to adopt the ability to negotiate, or be in the position to request financial support to a greater extent than the opposite side. Similar interpretation of players' power dynamic may be found in the recent work of Mullett (2014). In short, we adopted the view of Roberts who noted in 1977, "*The point is not whether choices in the public domain are made through a voting mechanism but whether choice procedures mirror some voting mechanism.*"

These brief remarks should be sufficient to elucidate some goals of the state, allowing us to conclude that welfare policy in a representative democracy always faces ideological controversies of politicians and citizens. A further aim of this experiment is to shed light on how a political consensus is reached and whether it reflects a criterion of tax policy that results in the least burden to the citizens. To address this issue, as already stated, we focus our analysis on two visionary politicians. For the purpose of the experiment, we assume that these politicians are granted a political mandate to initiate proposals ensuring that the relief payments are allocated to citizens who are in need. We thus assume that, in balancing the books accounting for finance of relief payments and for vital public goods and services, expenses are constrained. This premise ensures that the citizens control the negotiations, forcing the politicians to act within the imposed budget constraints in order to pledge safe funding for their proposals. While trying to reduce the after-tax income inequality, the politicians in their respective roles of left- and right-wing actors are committed to ensuring that the wealth is redistributed fairly.

At this point, it is essential to state the assumptions/limitations underpinning the analysis of a hypothetical behavior of those occupying three distinct roles in the negotiations — those of left- and right-wing politicians and voters-citizens. Throughout this work, we emphasize the incomparability between the aims of the left-wing politicians struggling to ensure adequate access to basic goods and the right-wing politicians advocating for availability of non-primary but vital goods and services. In the analysis, we implicitly assume that politicians do not have adequate knowledge of citizens' needs in a more primitive environment. Hence, they can only work with the monetary payoff specification. Given this limitation, politicians are unaware that the provision of equivalently valued public services is not a perfect substitute. For example, we assume that politicians do not have any information on how household income is assembled and used to buy private health insurance or services of nursing housing, etc. Thus, we do not merit the debate on what is right or wrong in the economic or politi-

cal environment involving left- and right-wing politicians and voters-citizens. In short, our work does not extend to the democratic context of voters' prototypes/characteristics. While acknowledging the significance of prototypes, in this work, we view voters' behavior as a binary process, allowing support for either left- or right wing politicians. This, however, introduces a risk $q > 0$ of premature political breakdown of negotiations. In addition, we refer to the tax revenue in accord with voters' preferences as the "wealth-pie" $\tau \cdot W$, which is divided into two parts (X, Y) , whereby X denotes various social benefits or relief payments, and Y pertains to public goods, so that $X + Y = 1$. We posit that any further enrichment of voters' characteristics would disrupt the delicate balance between the motives of our experiment and the theoretical framework, which is already technically sophisticated.

Roadmap. Because of the narrative complexity, it is possible that the reader would find proceeding with the content of the paper in chronological order difficult. Thus, to mitigate this potential issue, Section 3 presents the most relevant problems, in particular, the pre-equity condition of political breakdown of the negotiations. In our view, it is prudent to master the material presented in Section 3.1 before moving to Section 4. Similarly, Section 3.2 aims to assist with understanding of the content of Section 5, while Section 3.4 supports Section 6. On the other hand, those not wishing to delve deeply into the technical aspects of this work could simply move onto Section 7. Nonetheless, Section 3.3 provides a scheme pertaining to the pre-equity of breakdown of the negotiations and, in our view, does not require further clarification.

2. PRELIMINARIES

Before delving deeper into our work, we specify the category of the game payoffs functions $u(\xi, X)$, $g(\xi, Y)$ and taxes $\tau(\sigma, X)$ required for the model validity. As noted above, Section 3 provides background information that assists in understanding material given in Section 4-6. In Section 4, we disclose fiscally safe welfare policy in amalgamation with imposed *budget constraints* for financing relief payments. Referred to as volatility constraint, the amalgamation dynamically restricts the h-effect — an inverse working incentives phenomenon of low-income citizens. In Section 5, citizens' ambivalence and multifaceted welfare policy perceptions are discussed from the perspective of the alternating-offers game. The policy on poverty associates the left- and right-wing politicians with payoffs functions $u(\xi, X)$ and $g(\xi, Y)$. Under these conditions, it is possible to obtain an analytical solution to the game with incomes σ density distribution $P(\sigma, \xi)$. Indeed, as will be shown, the calculus of indicators $(\alpha, 1 - \alpha)$ complies with the political power design given in Section 6. The results are discussed in Section 7, followed by concluding remarks, presented in Section 8.

In the current experiment, an income σ equal to the poverty line ξ , $\xi \in [\xi_1, \xi_2]$ parameterizes all arguments and functions. In this vein, we adopt quantitative measurement, whereby we utilize a scale quantum as an average income with the income σ density $P(\sigma, \xi)$ distribution, $0 \leq \sigma < \infty$. The average establishes the ratio scale. Hence, we suggest that $u(\xi, x) = (1 - \tau(\xi, x)) \cdot (\xi - \phi) + \phi$ (the after-tax residue of income $\sigma = \xi$) signifies the 1st actor's social position at the specified scale, i.e., the left-wing political aims. We apply the residue formula based on Malcomson's (1986) model, with a personal allowance parameter ϕ , $0 < \phi < \xi$, determined by the tax bracket $[\phi, \infty)$. The 2nd actor's aim — the right-wing political objective $g(\xi, y)$ — is ensuring sufficient amount of the non-basic goods per capita. Here, we refer to the citizen $\sigma = \xi$ as *marginal citizen*. While, for the minority of voters, the relief is more attractive than lower taxes, the 3rd actor is the implicit partaker embodying the majority of voters whose preference is minimizing tax obligation $\tau(\sigma, x)$. This is a typical public finance dilemma of efficient division (x, y) of the tax-revenue into shares $x + y = 1$. In this work, the dilemma is represented by the alternating-offers bargaining game $\Gamma(q)$ with premature risk q , $0 < q < 1$, of political breakdown. When $q \rightarrow 0$, the solution converges into Nash axiomatic approach (1950). The relationship between the one that suggests the alternating-offers bargaining and axiomatic solution is well known from the work of Osborn and Rubinstein (1990). As this game is thoroughly described by Osborn and Rubinstein, for brevity, no further elaboration is offered here.

When negotiating on finance issues, under the guise of a "*wealth-pie workshop*," politicians will allegedly try to divide the wealth-pie in a rational and efficient manner. As a result, the tax $\tau(\sigma, x)$ will increase as will the wealth-pie, when increasing the poverty line ξ . Logically, a decrease in taxes would yield the reverse effect. While taxes vary, the division will depend upon the characteristics and expectations of the bargainers involved. Indeed, the left- and right-wing political aims $u(\xi, x)$ pertaining to basic goods, as well as the objective $g(\xi, y)$ related to the non-basic goods, are controversial. We illustrate this tax controversy by elevated single-peaked frontier of $u(\xi, x)$, the $\frac{2}{5}$ -share/slice in Figure 2, which corresponds to the lower, but progressively increasing, concave frontier of $g(\xi, y)$, the $\frac{3}{5}$ -share/slice in Figure 3, as well as for another division of the pie, into shares/slices $(x = \frac{1}{8}, y = \frac{7}{8})$. We believe, that, while $(x = \frac{2}{5}, y = \frac{3}{5})$ highlights the left-wing political aspira-

tions, the share/slice $(\frac{1}{8}, \frac{7}{8})$ elucidates those of the right-wing political objective. This premise appears to be crucial for understanding our primary goal in resolving the welfare policy dilemma.

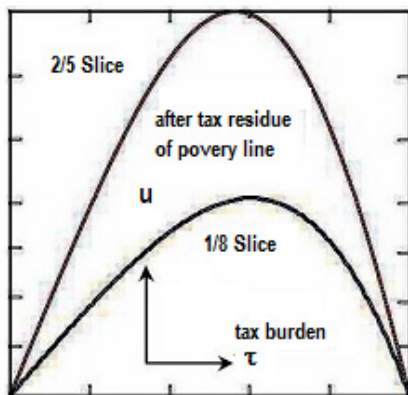


Figure 2. Left-wing politicians' emphases.

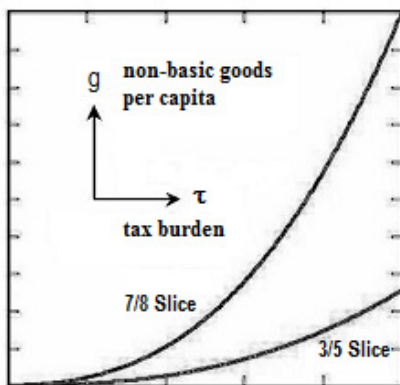


Figure 3. Right-wing politicians' emphases.

In support of the aforementioned assumption, the political payoffs in general, as shown in Figure 2 and Figure 3, emerge within a two-man economy endowed by citizens' income abilities marginalized at the level of poverty line. According to Black (1948), single peakedness plays the key role in collective decision making when the decision is reached by voting. The payoffs for the two actors, shaped in this way, are non-conforming/incomparable, and are thus impossible to match through a monotone transformation, as established by Narens and Luce (1983). The single peakedness is nonetheless in line with Malcomson's tax residue $u(\xi, x)$, when the terms of contract commit the actors to shares (x, y) . This, however, requires that the expenses covered by flat taxes will balance the books, while accounting for relief payments, as shown in Figure 2. Clearly, increasing the poverty line requires an excessive

increase in taxes, which in turn provides a greater amount of non-basic goods $g(\xi, y)$, as shown in Figure 3. An opposite scenario of increasing the available amount of non-basic goods $g(\xi, y)$ equally requires an excessive tax increase, which may lead to the possibility of increasing poverty line.

Following the traditional procedure for division of the wealth-pie in the alternating-offers game, when the pie is desirable at all the times, the politicians (bargainers) — changing roles — commit to shares (x, y) , $x + y = 1$. According to the shares (x, y) , the valid rules and norms of wealth redistribution, which guarantee a desirable level of relief payments, require establishing a poverty line ξ parameter. However, an efficient division of the wealth-pie — as a result of single-peaked \cap -curves depicted in Figure 2 — no longer represents any traditional bargaining procedure. This is the case as, instead of division, the procedure can be resettled. Indeed, we can proceed at distinct levels of one parameter — within the poverty line interval $[\xi_1, \xi_2]$ — reflecting the scope of negotiations. In fact, Cardona and Ponsatti (2007), also noted that "*the bargaining problem is not radically different from negotiations to split a private surplus*," when all the parties in the bargaining process have the same, conforming expectations. This argument applies even when the expectations of the first player are principally non-conforming, i.e., single-peaked, rather than excessively concave in regard to the second player. In our experiment, the scope of negotiations on the "contract curve" of non-conforming expectations allows for omitting the "Pareto efficiency" and replacing the axiom by "well defined bargaining problem," as posited by Roth (1977). The well-defined problem (x, y) of the wealth-pie division can now be solved (resettled) inside the poverty line interval $[\xi_1, \xi_2]$.

Settings. In accordance with Friedman's NIT system, in this work, we assume that, for the unfair subsistence of the less fortunate citizen $\sigma < \xi$, the relief amount $r \cdot (\xi - \sigma)$, $0 < r \leq 1$, serves as a monetary compensation designated for purchasing an eligible "poverty basket" of food, clothing, shelter, fuel, etc. According to Rawls, "*primary goods are things which it is supposed a rational man wants whatever he wants*." In defining the parameter ξ in this manner, it becomes contingent on financing the relief. This can be achieved by assuming that elevating the poverty line ξ requires an increased marginal tax rate $\tau(\sigma, x)$. In increasing the wealth-pie through tax channels, we assume an acceleration $\tau''_{\sigma}(\sigma, x) > 0$ of the tax rate $\tau(\sigma, x)$; $\tau'_{\sigma}(\sigma, x) > 0$ inclusive all of those citizens who indicate the marginal income ξ denoted by $\sigma = \xi$.

As noted previously, the marginal citizen $\sigma = \xi$ must bear the cost of the left-wing political aims using tax residue $u(\xi, X)$, as well as the right-wing political objective $g(\xi, X)$, referred to as "public or non-basic goods." With the proviso that politicians commit to the shares (X, Y) , we conclude that $u(\xi, X)$ is a single \cap -peaked curve, due to the tax rate $\tau(\xi, X)$ increase upon ξ . While objective $g(\xi, X)$ of right-wing politicians decreases with an increase in X , the reverse is true with elevating ξ due to $\tau(\xi, X)$ acceleration. Here, payoffs $\langle u, g \rangle$ are considered analytic functions $u(\xi, X)$, $g(\xi, X)$. Given the interval $[\xi_1 \leq \xi \leq \xi_2]$, referred to as the scope of negotiations, $u(\xi, X)$ reflects single \cap -peakedness — $u''_{\xi} < 0$ upon ξ increase, $u'_{\xi}(\xi_1, X) > 0$, $u'_{\xi}(\xi_2, X) < 0$. Following an increase in X , the payoffs $u(\xi, X)$ become convex, $u''_x > 0$, $u'_x > 0$, whereas an increase in ξ would produce concave payoffs $g(\xi, X)$, with $g'_{\xi} > 0$, $g''_{\xi} > 0$. It can be shown that, with increasing X , payoffs g always decrease; in other words, in both circumstances, either $g''_x > 0$ is convex, or $g''_x < 0$ is concave.

3. RELEVANT TRENDS AND ISSUES

In the extant literature (Espring-Andersen, 1990; Iversen, 2005; Swank, 2002) the welfare, economic, and political issues are usually addressed in reference to specific questions. In our view, a much deeper analysis is achieved when addressing them more generally, adopting well-established knowledge discovery methodologies. In particular, our wealth-pie workshop concept, jointly adopting four issues — (a) public finance, (b) alternating-offers game, (c) negotiations' collapse analysis, and (d) political power design — leads to a more informative point of departure.

To explain the root cause of the results in order to bring the welfare, economic, and political content to the surface in a rigorous analytical form, and to find bilaterally acceptable solutions to the game, we will visit all of the classrooms in our workshop. Our goal is to lay the foundation for a more constructive welfare policy comprehending the meaning of following four narratives:

Fiscal policy	During the delivery to its final destinations, provided that the books accounting for the relief payments finance have been balanced <i>a priori</i> , the wealth-pie must remain balanced throughout and in spite of volatility in the economy;
Negotiations	The left- and right-wing political bargaining on how to share the wealth-pie complies with the rules and norms of the alternating-offers bargaining game;
Pre-equity of breakdown	Political breakdown, or threat point, directly affects the bargaining solution. Pre-equity guarantees equal conditions for players before the bargaining game commences;
Political power design	Bringing a motion to a vote is necessary to address the majority opposition to high taxes and excessive public spending. Whether it is viewed as positive or negative, or whether it ought to be acknowledged or not, rejected or accepted, this motion must be politically designed in advance.

In our wealth-pie workshop, these four narratives can be understood as obligations/constraints to be met by welfare policy rules and norms, akin to "Rational man" deliberation of Rubinstein (1998). This interpretation allows us to provide a scenario under which the narratives are embedded into the welfare policy of the state. In addition, evaluating the welfare policy from this perspective reveals that the analysis can be subject to and performed by computer simulations, as shown in Appendix A2. Our initiative could also serve to unify the theoretical structure of economic analysis of public spending. It can be used to evaluate the political power design of left- and right-wing politicians, or to launch systematic inquiry into impacts of governmental decisions and actions on wealth redistribution.

As the state has the duty to help the less fortunate, our experiment approaches wealth redistribution in a two-fold manner. First, it addresses the provision of basic necessities or goods, such as shelter and heating, clean and fresh water, nutrition, etc., before focusing on non-basic goods, including national defense, public safety and order, roads and highway systems, and so on. Welfare policy issues, according to Boix (1998), "*...There is wide agreement in the literature that governments controlled by conservative or social democrats parties have distinct partisan economic objectives that they would prefer to pursue in the absence of any external constraints.*" Meeting this challenge, based on income σ density distribution $P(\sigma, \xi)$, we identify an effective approach to the division (x°, y°) into shares $x^\circ + y^\circ = 1$ pertaining to basic x° and non-basic goods y° . Fundamentally, the efficient division (x°, y°) of the wealth-pie aims at just and fair delivery of all aforementioned goods, traditionally perceived as public goods. In our experiment, we refer to public goods as non-basic but vital goods, whereas basic goods are deemed fundamental. Incidentally, during the delivery of basic and non-basic goods to their end destinations, we treat both as public goods.

We assume that the left-wing politicians have the necessary political influence — when an offer is made, irrespective of its legitimacy — to control the redistribution of basic goods independently. Given the single-peaked aspirations of the left-wing, in contrast to the objective of their right-wing counterparts, the influence the left-wing politicians enjoy, is supposed to be adequate enough to reach the peak of these expectations. In particular, we believe that, beyond some peak position, inefficient usage of basic goods would lead to an excessive decline in the quality of welfare services, as well as cause deterioration in access to public goods for all citizens. In making these suppositions, we agree with Rawls's statement, about the precepts of perfect justice: "*The sum of transfers and benefits [...] from essential public goods should be arranged so as to enhance the emphases of the least favored consistent with the required saving and the maintenance of equal liberties.*"

An efficient usage of public resources implies that a consensus between left- and right-wing politicians might be reached. Despite some views to the contrary (Rothstein, 1987), we posit that the bargaining aimed at finding a just

and fair division of basic vs. non-basic goods is an acceptable path to the bargaining dynamics. Based on this premise, we can identify relevant connections in extant works on economic and political behavior that analyze the sociological and political aims of ensuring adequate welfare by using public finance. This is likely being the best starting point for visiting our wealth-pie workshop.

3.1. Fiscally safe welfare policies, *to be continued in Section 4*

Public finance focuses on the revenue side of tax policy. In particular, it pertains to the budget formation, as noted by Formby and Medema (1995), aiming to provide a guaranteed level of welfare to citizens endowed by poor productivity. While the welfare policy is a separate issue, it should be considered on the grounds of legal and moral rights of citizens. Empirical evidence confirming that such policy is government's legal obligation can be found in pertinent literature. For example, as noted by Saunders (1997), "...*poverty line. The line was initially set (in 1966) equal to the level of the minimum wage plus family benefits for one-earner couple with two children.*" Similarly, a hypothesis consistent with moral obligations can be found in the literature of economic politics (Eichenberger, 1996; Feld, 2002).

In 1959, Musgrave examined two basic approaches to taxation — the "*benefit approach*" and "*ability-to-pay*," which put taxation into efficiency and equity context, respectively. In this work, we utilized the benefit approach in order to augment the existing standard of welfare policy, whereby we allocate a guaranteed amount of income for minimum taxes. We posit that a flat tax system — based on injecting optimal equity according to the ability-to-pay principle of "proportional sacrifice" — ensures that taxes remain *fairly levied*.

Taxation is a principal funding source of social costs and benefits. Thus, the first postulate in our welfare policy workshop (see above) discloses an obvious paradigm in social policy. According to the ability-to-pay principle commonly adopted in public finance, in order to stabilize the distortion of tax policies, the known terms of warranty must rely on exogenous taxes enforced on the productivity of citizens. The concept, proposed in 1996 by Berliant and Page Jr., is a variant of the classic public finance and similar approaches, applicable when an agent characterized by a specific level of productivity does not shift his/her labor supply after all adjustments to the tax formula have been implemented. In other words, under this paradigm, optimal taxation enforces optimal labor supply.

Yet another "treatment of policies," closely related to societal instability, entails equity of pre- and post-tax positions of citizens. Such a view demarcates between citizens and has attracted the attention of economists and tax policy makers. In the view of Kesselman and Garfinkel (1978), credit tax-scheme analysis opposes the income-tested program in the rich-and-the-poor, also known as two-man economy. Poverty measurements have also been addressed in the works of Sen (1976), Atkinson, (1987), Ebert (2009), and Hunter (2002) et al. According to Tarp (2002) et al: "*The poverty line acts as a threshold with*

households falling below the poverty line considered poor and those above poverty line considered nonpoor." García-Peñalosa (2008) investigated wealth redistribution as a form of social insurance in relation to economic growth. On the other hand, Stewart et al (2009) attempted to reduce horizontal inequalities, proposing "*a reallocation in the production, operation and consumption of publicly funded services.*"

In the attempt to assess and control the circulation of wealth through tax channels, we argue that, unless fiscal stabilization is not a required condition when justifying public spending, it will be difficult to explain how the citizens eligible for relief gain access to the benefits and relief payments. Thus, while we continue to rely on fiscal stabilization, in order to highlight a particular type of the dynamics stability, we refer to welfare policy as idempotent. For clarity, a choice operation (or decision) applied multiple times is deemed idempotent if, beyond the initial application, it yields the same result (Malishevski, 1998). Thus, based on this dynamic definition, idempotent scheme allows the politicians to honor the pledges made during the election campaign as, once the political decision is taken, it eliminates the need for further stabilization. While visiting the workshop, the circulation of wealth is supposed to be dynamically stable, i.e., it is idempotent.

3.2. Bargaining the Welfare State rules and norms, *to be continued in Section 5*

Bargaining is the key element of economics and is at the core of politics. On the other hand, as pointed out by North (2005), "*The interface between economics and politics is still in a primitive state in our theories but its development is essential if we are to implement policies consistent with intentions.*" More recently, Feldstein (2008) noted, "*Unfortunately, there is no reason to be pleased about the analysis in policy discussions of the efficiency effects...of the welfare consequences of proposed tax changes.*" Similarly, in a review on "Handbook of New Institutional Economics," Richter (2006) stressed, "*...that the sociological analysis...and large institutional structures in economic life is still at an early stage...game theory, and computer simulation could help to further develop the new institutional approach...game theory might be a defendable heuristic device of NIE.*" Indeed, the left- and right-wing politicians, like actors in the game, strive to implement their vision of the state welfare institutions. This is succinctly explained by Ostrom (2005), who noted, "*These flimsy structures, however, are used by individuals to allocate resource flows to participants according to rules that have been devised in tough constitutional and collective-choice bargaining situations over time.*"

In order to achieve the aforementioned vision of collective choice, it is appropriate to consider a scenario in which the actors/voters play the "bargaining drama" of economic and political issues. Bargaining has been a theme of a wide range of publications, including the work of Alvin E. Roth (1985). Despite the simplification, the binary behavior of voters remains at the root of

the democratic transformation of public institutions. In this regard, binary position fits particularly well into the bargaining game with exogenous risk q , $0 < q < 1$, of breakdown (Osborn and Rubinstein). Actually, bargaining can be risky for all interested actors because they may lose voters to the competition if their terms are not met. Thus, it is essential to first clarify political power dynamics of both the left-wing and the right-wing politicians. Henceforth, they are respectively referred to as LWP, the 1st actor, benefiting from a power α , $0 < \alpha < 1$, and RWP, the 2nd actor, benefiting from a power $1 - \alpha$.

Numerous factors — such as economic growth, decline or stagnation, demographic shift or pit, political change or change in scarcity of resources, skills and education of the labor force, etc., — might create fiscal imbalance in a desirable welfare policy due to the transfers of benefits and relief payments. As a result, the size of the wealth-pie might be too small (i.e., not worth the effort required for its redistribution), or too large (introducing mutual traps) to achieve a stabilized public spending mechanism. In either case, the actors may decide not to share the pie at all. To address this controversy, as previously underlined, we assume that politicians participate in relevant public institutions. If the institutions cannot or do not want to follow RWP's policy of wealth redistribution, RWP — in order to promote their own understanding — can be sufficiently legitimate to deliver the wealth "properly." In doing so, RWP can enforce vital decisions by several means, including resource mobilization, retaliation for breaches and criminal fraud, recruiting political volunteers and managing public service commissions, soliciting private contributions, etc. In other words, as Kalai pointed out, RWP would rely on an "*enthusiastic supporter*." On the other hand, as LWP face decay in political legitimacy for perfect justice, they cannot fully control RWP's actions and intentions when their political interests in the final agreement are incomparable. In these circumstances, RWP are aware that their abilities and access to information might necessitate agreeing with, or at least not resisting, LWP's privileges to make arrangements upon the size of the pie. Hence, from the RWP's critical point of view, whether acting politically in common interest or not, it might be prudent to acknowledge LWP's welfare activities. This elucidates the asymmetric dynamics of political power division between the LWP and RWP.

Returning to the main points of asymmetric bargaining, we will illustrate an efficient solution (x°, y°) by division of \$1 aimed at maximizing the product of actors' payoffs above the disagreement point $d = \langle d_1, d_2 \rangle$:

$$\begin{aligned} (x^\circ, y^\circ) &= \arg \max_{0 \leq x+y \leq 1} f(x, y, \alpha) = \\ &= (u(x) - d_1)^\alpha \cdot (g(y) - d_2)^{1-\alpha} \end{aligned}$$

Although game theory purists might find the solution clear, the questions asked by many often include: *What are x , y , α , $u(x)$, and $g(y)$? What does the point $\langle d_1, d_2 \rangle$ mean, and how is the *arg max* formula used?* The simple answer, as initially provided by Kalai as an asymmetric variant of Nash problem, is as follows:

- x is the 1st actor's share of \$1, with α as the 1st actor's asymmetric power indicator, $0 \leq x \leq 1$, $0 \leq \alpha \leq 1$;
- $u(x)$ denotes the 1st actor's payoffs of the 1st actor's \$1 share x ;
- y is the 2nd actor's share of \$1, where $1 - \alpha$ is the 2nd actor's asymmetric power indicator, $0 \leq y \leq 1$;
- $g(y)$ denotes the 2nd actor's payoffs of the 2nd actor's \$1 share y .

Based on the widely accepted nomenclature, we refer to $s = \langle u(x), g(y) \rangle$ as to the utility or payoffs pair. Thus, the disagreement/threat point $d = \langle d_1, d_2 \rangle$ represents the payoffs the two actors obtain if they cannot agree on how to share the wealth-pie. In the same vein, $d = \langle d_1, d_2 \rangle = \langle 0, 0 \rangle$ represents the disagreement or breakdown point, whereby the players collect nothing.

In the subsequent sections, we will provide an analytical solution exploiting payoffs in the form $\langle u(\xi), g(\xi) \rangle$ and taxes in the form $\tau(\xi)$ within the scope of negotiations $[\xi_1, \xi_2]$ comprising the endpoints of the interval $[\xi_1, \xi_2]$. According to the analytical solution, implicitly hiding the variables x, y , it follows that any negotiation of shares (x, y) can be perceived as two sides of the same bargain's portfolio, as the shares (x, y) are accompanied by poverty lines $\xi \in [\xi_1, \xi_2]$. While hiding the variables x, y , $x + y = 1$, we may respond to the question of whether solution $\xi^\circ \in [\xi_1, \xi_2]$ is efficient in a traditional sense. Indeed, akin to the above, political bargaining can now be expressed by poverty line ξ° maximizing the product of political payoffs above the threat point $d = \langle d_1 = u(\xi_1), d_2 = g(\xi_2) \rangle$:

$$\xi^\circ = \operatorname{argmax}_{\xi \in [\xi_1, \xi_2]} f(\xi, \alpha) = (u(\xi) - d_1)^\alpha \cdot (g(\xi) - d_2)^{1-\alpha}.$$

On the other hand, unlike the traditional threat point $\mathbf{d} = (d_1, d_2)$, the public/vital goods amount d_2 in the game — the d_2 component of the point \mathbf{d} — might be negative. This will apply in our experiment of a breakdown of negotiations, whereby funds need to be borrowed or acquired through other means in order to balance the books and account for the welfare expenses — a situation of "genuine negative taxes." It is important to note that, while this may seem counterintuitive to some readers, in the theory of public finance, the use of genuine negative taxes is not prohibited.

Finally, we conclude that, all these remarks notwithstanding, it is irrelevant whether the players are bargaining on shares (X, Y) or trying to agree on the poverty line level. This assertion highlights the main advantage of hiding the variables X, Y . In particular, it brings about a number of different patterns of outcome interpretations in the game, such as linking an outcome to the lowest tax rate, which is the most desirable sacrifice of voters' majority. In consideration of alternative approaches — which describe outcomes of collective bargaining in the form of voting, or partaking in any voting scheme in the form of bargaining — the scope of negotiations $[\xi_1, \xi_2]$ brings the voting and bargaining schemes into the same context, as both can be enriched by adopting this approach. Our insight is forward-looking in the sense that it aims to identify an alternative-offers game solution, whereby both actors accept at once the proposals (moves) made by the other side. Our initiative could also serve to unify the theoretical structure of economic analysis of productivity problem. Indeed, when referring to Leibenstein's work (1979), Altman (2006) noticed:

Leibenstein (1979, p.493) argued that there are two components to the productivity problem: one relates to the determination of the size of the pie, while the second relates to the division of the pie. Looked upon independently, all agents can jointly gain by increasing the pie size..."the situation need not be a zero-sum game. Tactics that determine pie division can affect the size of the pie. It is this latter possibility that is especially significant.

3.3. Pre-equity of political breakdown

Beyond the asymmetric dynamics, the game inherits a premature disagreement or breakdown point, similar to that discussed by Osborn and Rubinstein:

We can interpret a breakdown as the result of the intervention of a third party, which exploits the mutual gains. A breakdown can be interpreted also as the event that a threat made by one of the parties to halt the negotiations is actually realized. This possibility is especially relevant when a bargainer is a team (e.g., government), the leaders of which may find them unavoidably trapped by their own threats.

In our game, the asymmetric solution incorporates the left- and right-wing political power indicators $(\alpha, 1 - \alpha)$ into a breakdown policy. In order to be addressed properly, the indicators cannot be given exogenously. To overcome this obstacle, we introduce a policy of endogenously extracted breakdown $\mathbf{d} = \langle \mathbf{d}_1, \mathbf{d}_2 \rangle$ into the game, based on a condition referred to as the *pre-equity of political breakdown*.

Traditionally, in the alternating-offers game, the breakdown corresponds to two standard pairs of payoffs $\{\langle 1, 0 \rangle, \langle 0, 1 \rangle\}$, or in the words of Osborn and Rubinstein, "*to the worst outcome*." In the left- and right- political bargaining, due to the implicit pressure from the voters, as both politicians aim to find — at least from their perspective — a just and fair solution, there will always be a temptation for binary voters to defect to the other side. This puts the negotiations at risk $0 < q < 1$ of a premature collapse. Even under the worst circumstances, in the event of collapse, the quality and the size of the wealth-pie should be equal for both politicians. This premise holds in these unfavorable circumstances, as the entire pie will be decided upon by one of the politicians. Thus, when the premature collapse occurs, it is important to arrange the terms of contract in such a way that neither politician can exploit or misuse these adverse circumstances to his/her own advantage. To meet this condition, when normalizing the standard breakdown under the description valid for the alternating-offers game $\Gamma(q)$, we are working toward an endogenous form for equity in accordance with political non-conforming expectations.

As stated, the standard case of breakdown in the alternating-offers game corresponds to two pairs $\{\langle 1, 0 \rangle, \langle 0, 1 \rangle\}$ of payoffs. In this form, the breakdown is generally found using ex-ante linear transformation, namely the exogenous normalization of utilities. When the collapse is imminent, the political breakdown exposes equity condition pertaining to the actual event of breakdown. Unlike the standard case, once the most unfavorable result occurs, the resulting collapse must include additional parameters — the tax τ and the wealth W . In order to equalize — endogenously normalize — the breakdown, the politicians involved in negotiations can make *a priori* arrangements, or sign binding agreements upon these two parameters, i.e., τ and W . Without availability or warranty of such a pre-equity, an endogenous normalization is unrealistic. In the view of the voters' electoral maneuvering (discussed in the next subsection), even if the *pre-equity normalization* is not always achievable, it is more constructive to determine the breakdown according to some rational context.

Before proceeding further with a detailed assessment of the aforementioned definition, we recall the concept of wealth amount W , redistributed by the state as the average taxable income per capita, scholarly defined as "prosperity or a commodity." Next, according to the conditions characterizing the collapsed

environment, at the start of the negotiations, the draft of a contract includes both taxes τ and — in line with our nomenclature — the wealth amount W . The product $\tau(\xi) \cdot W(\xi)$ identifies the size Z of the wealth-pie within an interval $[\xi_1, \xi_2]$ within the scope of negotiations, thus establishing the boundary for the two politicians. The lower limit ξ_1 denotes the initial proposal, which is the most attractive for RWP, while being the most unattractive for LWP. In the same but inverse order $u_2 = u(\xi_2)$ can be paired with $g_2 = g(\xi_2)$. Having set these limits, we can proceed with examining how the breakdown $\{\langle u_1, g_1 \rangle, \langle u_2, g_2 \rangle\}$ might be conditionally, albeit endogenously, encoded into the game.

Indeed, we now contribute to implementing our wealth definition of how the breakdown can be established endogenously. To do so, we consider a situation driving the welfare policy in the context of cost-benefit equity. When the collapse of negotiations is imminent, the differences in the amounts of wealth and taxes for funding low-cost welfare policy ξ_1 against an expensive policy ξ_2 , $\xi_1 < \xi_2$ — i.e., funding payoffs $\langle u_1, g_1 \rangle$ for ξ_1 against $\langle u_2, g_2 \rangle$ for ξ_2 , $u_1 < u_2$, $g_1 > g_2$ — can amplify misunderstandings and contribute to traps. At the endpoints of the scope $[\xi_1, \xi_2]$, the wealth-pie sizes $Z(\xi_1)$ and $Z(\xi_2)$ at poverty lines ξ_1 and ξ_2 can require the delivery of wealth amounts $W(\xi_1)$ and $W(\xi_2)$, albeit at different prices, represented as taxes $\tau(\xi_1)$ and $\tau(\xi_2)$, Buchanan (1967). Hence, prior to the start of the game, and in line with the cost-benefit equity, in the most adverse circumstances, the payoffs $s_1 = \langle u_1, g_1 \rangle$ and $s_2 = \langle u_2, g_2 \rangle$ should preserve equal prices τ for the delivery of equal amounts W of wealth. Such a market-driven interpretation of *commodities delivery to the end destinations* relies heavily on the size of the wealth-pie, which is equal to $\tau \cdot W$. It should be noted that this interpretation is only relevant to the case of flat (proportional) taxes.

To explicate the interpretation of reasoning in previous lines, it is worth examining the "well defined bargaining problem," depicted as the contract curve in Figure 4. Based on the discussion presented thus far, our goal is to set an interval $[\xi_1, \xi_2]$ solving two non-linear equations, $\tau(\xi_1) = \tau(\xi_2)$ and $W(\xi_1) = W(\xi_2)$, by attempting to find a cross-point (τ^*, W^*) where the curve crosses its own contour, as YX -axis coordinates, on the plane with (τ, W) , which is equivalent to the roots ξ_1^* and ξ_2^* . Although the calculus of

the point (τ^*, W^*) does not extend beyond high school mathematics, it does not confirm the possibility of normalization in general. This, however, does not invalidate our discussion, as we do not claim that the equity condition can be achieved in all circumstances. It should still be pointed out that, in a number of examples where the validity of the condition was detected, we found a breakdown endogenously encoded into the game, indicating normalization in the form of

$$\langle u_1^*, g_1^* \rangle, \langle u_2^*, g_2^* \rangle = \langle u(\xi_1^*), g(\xi_1^*) \rangle, \langle u(\xi_2^*), g(\xi_2^*) \rangle.$$

The Swing of the Contract Curve within $[\xi_1, \xi_2]$

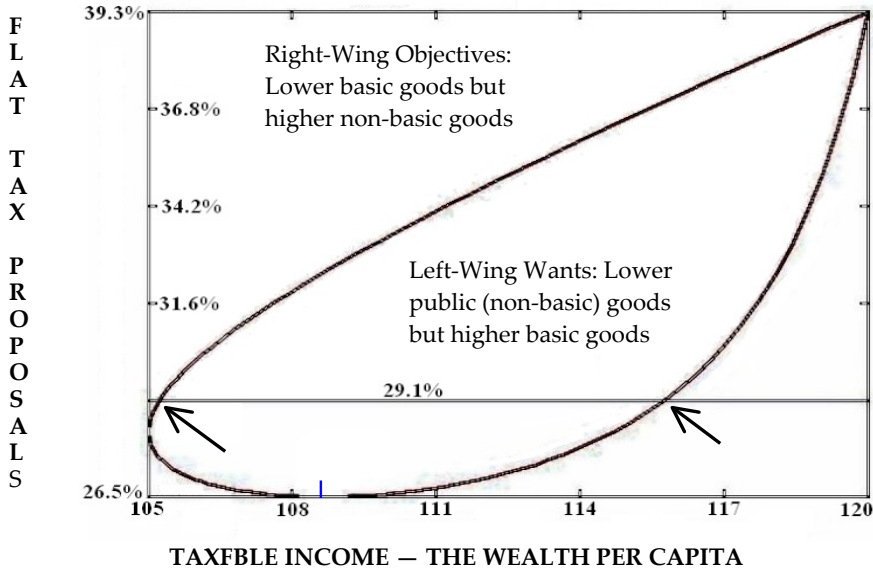


Figure 4. The graph depicts two different motions for a vote. For the higher tax $\tau = 29.1\%$, marked by the horizontal line, and the lowest tax $\tau = 26.52\%$, marked by the vertical dash. Indicated by \rightarrow , at cross-points of the contract curve with the horizontal line, we observe controversial expectations of voters. The shares of lower basic but higher public goods are shown on the left, while this payoff reverses towards the right side of the graph, as the shares of basic goods increase while those of public goods decrease. Thus, the higher tax $\tau = 29.1\%$ cannot lead to a political consent, in line with Observation 5.

In line with the above, as the aim is to bring the politicians, if possible, into just and equal positions prior to negotiations, equalizing taxes τ and wealth amounts W in the collapsed environments ξ_1 and ξ_2 might be a rational

starting point. Under this premise, endogenously encoded into the game, we label the equity condition, as a *pre-equity of political breakdown*: $[\tau(\xi_1) = \tau(\xi_2), W(\xi_1) = W(\xi_2)]$. If valid, this condition equalizes fiscally realistic and just demands for public spending prior to negotiations — in particular, the size of the wealth-pie $Z(\xi_1) = Z(\xi_2)$.

3.4. Voting and political power design, to be continued in Section 6

Only the voting results can reveal the true incentives of people that will give the democracy its final judgment. The voting process is the only avenue for the voters to assume the roles of current or upcoming politicians to whom the opportunity will be granted in line with population's aspirations to redesign the rules and norms of wealth redistribution. Voters' inequalities, life plans, background, social class and experience, native endowments, political capital, etc., determine the bulletin collected at the voting table. Consequently, incongruence in voters' views or interpretations of reality affects the individual choices and thus the voting results, thereby influencing political pre-election campaign. Voting results are not fully predictable due to the deviations in voters' views and opinions on how the wealth redistribution ought to be achieved. The problem stems from the fact that welfare policy proposals that benefit minority of citizens sometimes require higher taxes. On the other hand, majority of voters would be primarily guided by selfish attitudes toward lower taxes, which would implicitly affect the political bargaining positions. Such an attitude likely deserves a critical examination. Given these arguments, our question is — Why should the left- and right-wing politicians care about lower taxes?

It is timely to recall political outmaneuvering with an implicit risk q , $0 < q < 1$, upon negotiations suffering a premature collapse. Indeed, Figure 5 depicts the contract curve of efficient public policies/proposals ξ upon poverty lines in the bargaining game $\Gamma(q)$. Politically rational and economically effective proposals ξ , forming the curve, have been projected onto the two-dimensional space of the tax rate $\tau(\xi)$ and taxable income — the wealth amount $W(\xi)$. Although the payoffs $\langle u(\xi), g(\xi) \rangle$ are embedded in each point, they are not visible on the graph. These invisible/hidden payoffs in the upper part of the graph symbolize wealth-pie division (x, y) into lower basic $x(\xi)$, yet higher of public goods shares $y(\xi)$, as left-wing politicians aim for $u(\xi)$, whereas those in the right-wing political party aspire towards $g(\xi)$ accordingly. Similarly, the payoffs in the lower part symbolize a reverse situation — the higher basic, vs. lower public goods, as shown in Figure 4. Thus, once all views are represented, the political payoffs $\langle u(\xi), g(\xi) \rangle$ for pledged

tax hikes $\tau(\xi)$ are more favorable for some coalitions of voters compared to others. As voters' preferences for the balance between basic and public goods vary, the approach to determining efficient poverty line resulting from eventual agreement between politicians is two-fold. Indeed, unless the tax hikes are excessively high, the *upper coalitions'* representatives will always try to outmaneuver the *lower coalitions'* representatives. The politicians are aware of this dynamic when taxes are high. As they feel trapped in negotiations, binary voters become more likely to defect to the other side, putting the negotiations at risk $q > 0$ of a premature collapse. In contrast, when taxes are sufficiently low, the range of eventual voters' electoral maneuvering will substantially reduce or even vanish. The lowest tax is likely the one that yields desirable outcomes for the majority of citizens.

In line of reasoning that concerns the majority of citizens, it is appropriate to address of the design of the political power indicators $(\alpha, 1 - \alpha)$. Considering the bargaining outmaneuvering of left- and right-wing politicians according to the alternate-offers game $\Gamma(q)$, we state that the politicians on the opposite sides of the bargaining table might disagree with respect to the terms of outcomes. Consequently, they would delay the decision while consolidating a draft of a consensus document. This document might not necessarily yield the best outcome for the citizens, who represent the majority, and are of view that the policy that minimizes taxes is always the most desirable choice. Despite knowing that the majority will never endorse higher taxes, the minimum tax rate might not necessarily be a desirable outcome from the political perspective. Thus, politicians may choose to disregard the majority interests because political power of LWP or RWP, as rational actors/politicians, might be strong enough to negotiate selfish decisions that are beneficial only for them. In order to entice politicians not to act selfishly, as this would likely result in ultimate collapse in the negotiation process, their political power indicators $(\alpha, 1 - \alpha)$ ought to represent a *natural power consensus* motivating them to choose a desirable outcome for themselves and for the majority of citizens — a platform that should ideally be designed in advance. This completed our preliminary investigation of the problem.

4. ANALYSIS OF FISCALLY SAFE WELFARE POLICIES, *continued from Section 3.1*

Delivery of basic goods, which counteracts negative contingency, if it occurs, is the main political responsibility of the left-wing actors. Herewith, the left-wing political intervention is of the greatest political importance. It is universal in the sense that it pertains to all citizens, irrespective of individual situation before or

after the contingency. Under this premise, basic goods that are available to citizens are of sufficiently high quality and poverty is not allowed, as stressed by Greve (2008). This course provides a relatively high level of welfare spending and taxes, creating misbalance in the books accounting for public finances, thereby introducing volatility conditions into the wealth-pie delivery. Hence, secured largely independently of market forces, the high level of basic goods might have a conflict-driven effect on the welfare policy, which should not be borne solely by citizens as, as already noted, the state has a duty to help the disadvantaged.

Assuming that the conflict-driven welfare policy guides our political actors in trying to reach an agreement, the left-wing politicians should aim to secure an efficient size of the wealth-pie. Thus, LWP prescribe the size of the pie and propose the division method, which the right-wing politicians accept or reject. If rejected, the RWP would suggest their preferred division, while only having the authority to recommend a size that the LWP might not be obligated to accept. We also assumed that, upon delivery to its end destinations, the wealth-pie remains fiscally safe, i.e., it does not change its size. Under the rules of the alternating-offers procedure (see later), the game will continue until a consensus is reached. This process presupposes that left-wing politicians are committed to the share of the pie, while not being committed to the size.

Let us now envisage a contrasting scenario, whereby the public spending increases. Hence, both actors know that, upon delivery, the size of the wealth-pie might change. This, in turn, leads to a misbalance between the relief payments, which can put the pie size in doubt or make it even more difficult to ascertain. As a result, the difficulty related to political pledges might force both sides to retreat. In such volatile conditions, the wealth-pie is no longer fiscally safe and might affect the expectations of both politicians. Consequently, a fiscally safe plan in spite of volatile conditions for the delivery and division of the wealth-pie is needed. Otherwise, unless welfare policy fails to enforce fiscal safety, the rules and norms of the relief payments are not living up to their claims. In other words, having a criterion for determining whether a welfare policy is fiscally safe is necessary.

It is helpful to focus first on welfare policy without any warranty of fiscal safety. It could, for example, be determined by the poverty line ξ , identifying the recipients of wealth redistribution. When ξ is low, the variable σ , $0 < \sigma \leq \xi$, allocates the income of the needy or the benefit claimants. In this scenario, the benefit claimant $\sigma < \xi$ claims and receives a relief payment

proportional to $\xi - \sigma$, i.e., $r \cdot (\xi - \sigma)$, as previously discussed. In this scenario, all other citizens — both the wealthy and those with marginal income, denoted as $\sigma > \xi$ and $\sigma = \xi$, respectively — receive no relief payment.

Next, we study a specific scheme highlighting the readiness of the society to fund welfare and public spending. For this analysis, we assume that the average cost B of the relief payments and the average taxable income W both depend on the poverty line parameter ξ , $B \equiv B(\xi)$, $W \equiv W(\xi)$ — this is realistic, as shown in Appendix A1. As previously scholarly defined, $W(\xi)$ can refer to the wealth amount. Based on our perception of income σ density $P(\sigma, \xi)$ distribution samples, the product $\tau \cdot W(\xi)$ estimates the average tax revenue. Let the average cost of public goods be $g(\xi)$, whereas the size $z(\xi)$ of the wealth-pie equals $\tau \cdot W(\xi)$, $z(\xi) = \tau \cdot W(\xi)$. We assume that welfare and public spending reached the intended recipients, whereby the total spending equals $\tau \cdot W(\xi) = B(\xi) + g(\xi)$. This suggests that the basic and non-basic goods have been delivered to their final destinations. In other words, the wealth collected through tax channels is spent.

Now, let us assume that politicians in the game preferred to commit to the shares fixing (x, y) , and might agree to hold the balance $B(\xi) = x \cdot \tau \cdot W(\xi)$ of the books accounting for financing the relief payments B . That is, the left-wing politicians must be ready to finance the relief, i.e., to deliver $B(\xi)$ by dividing the wealth-pie $\tau \cdot W(\xi)$. In this scenario, the politicians pledge to retain the balance $B(\xi) = x \cdot \tau \cdot W(\xi)$ of the relief payments between credits $B(\xi)$ and debts $x \cdot \tau \cdot W(\xi)$ as a portion x of the wealth-pie $\tau \cdot W(\xi)$. The balance also specifies the welfare policy ξ — an implementation of the poverty line ξ , welfare reform, pact, program, etc. While the aforementioned balance is initially valid, it might not be in the future, putting the adjustment in ξ on the agenda either once or repeatedly. Thus, the policy ξ might represent a problem of fiscal imbalance. Almost all citizens, even if for different reasons, will prefer the opposite in the long run — a fiscally safe policy ξ . For this reason, we now shift the focus on examining a constraint that corresponds to fiscal safety of welfare policy ξ , identifying — what we called above as idempotent — the safe delivery of the wealth-pie to its end destinations.

4.1. Idempotent rules and norms of wealth redistribution

The delivery of basic and public (non-basic) goods does not necessarily safeguard the funding of the expenses. As the expenses neither match nor prevent taxation hikes, the size of the wealth-pie could vary too rapidly. This leads, as previously discussed, to numerous adjustments of welfare policy rules and norms. To mitigate this issue, we have to examine at the sequence $\dots, \xi', \xi'', \dots$ of multiple adjustments of the poverty line ξ . This highlights the fact that, on delivery, no adjustments of the wealth-pie are desirable. Consequently, it is better to keep the size of the pie unchanged, i.e., fiscally safe. In other words, when replacing the old policy ξ' with ξ'' , the two must coincide. Similar schemes, known as *idempotent*, stem from bounded rationality mechanisms (Rubinstein, 1998; Malishevski, 1998). This premise suggests that, even if welfare policy rules and norms are subject to multiple adjustments, these adjustments should not change the *machinery* of relief payments. In particular, when implemented twice, the rules must produce the same outcome. To guarantee the fiscal safety of the poverty line, such an understanding requires that the poverty lines must coincide amid a sequence of pairs (ξ', ξ'') at some matching policy $(\xi' = \xi'')$.

The need to balance the books accounting for the delivery of relief payments $B(\xi) = X \cdot \tau \cdot W(\xi)$, in spite the wealth-pie volatility, can also be seen as immunity for financing the welfare policy. In particular, the immunity restricts, or at least realistically limits the h-effect of wealth redistribution. Given the *immune*, i.e., *fiscally idempotent*, composition $[B(\xi), W(\xi)]$, the idempotent scheme is equivalent to implementing the policy ξ only once. For this reason, we assume that the rules and norms of the relief payments have been socially planned and redesigned accordingly.

In this idempotent mode that outlines the fiscal safety of public spending, the rules and norms must reflect idempotent policy ξ that brings the spending policy into focus. We conclude that the expenses $X \cdot \tau \cdot W(\xi)$ designated for welfare spending must be in balance not only for funding relief payments $B(\xi)$, when the particular policy ξ takes effect, but the policy ξ must also enforce the fiscal safety in the full spectrum of current and future events.

Clearly, the balance $B(\xi) = X \cdot \tau \cdot W(\xi)$ is a static relationship leading to functional dependency $\tau \equiv \frac{B(\xi)}{X \cdot W(\xi)}$ that links the arguments ξ and X .

Hereby, the tax rate τ becomes a function of ξ and X , expressed as $\tau \equiv \tau(\xi, X)$. According to rules and norms in force of relief payments, the

post-tax residue $\pi(\xi, \tau) = (1 - \tau) \cdot (\xi - \phi) + \phi$ of the marginal citizens' $\sigma = \xi$ comprises fiscal limitations of wealth redistribution, while ϕ determines the personal allowance parameter, as shown above. The dependency $\tau \equiv \tau(\xi, X)$ transforms $\pi(\xi, \tau)$ into a fiscally realistic social position $\pi(\xi, \tau(\xi, X))$. Irrespective of the current expenditure on basic goods, the real cost of living does not necessarily match $\pi(\xi, \tau(\xi, X))$. Hence, ensuring realistic and fiscally idempotent rules and norms, and/or, in particular, attempting to avoid the h-effect of this mismatch or adopt rules to keep the effect tolerable at the least, an equation for a fiscally idempotent policy ξ should be solved.

Observation 1. *Constraint on left-wing political aims $u = \pi(\xi, \tau(\xi, X))$ is necessary for upholding idempotent fiscal rules and norms of imposed budget constraint $B(\xi) = X \cdot \tau \cdot W(\xi)$.*

According to this observation, whatever tax increase is implemented, the poverty line residue u of the marginal citizens' $\sigma = \xi$ is unfeasibly high and cannot be attained when the condition has been violated.

Corollary. *When $u = \pi(\xi, \tau(\xi, X))$ solves for ξ , the subsequent adjustments ξ' , ξ'' , ... are unnecessary. An option to change their welfare positions is irrational for citizens with incomes $\sigma < \xi$ or $\sigma > \xi$; thus, the root ξ restricts (realistically limits) the h-effect. All pertinent proofs are given in Appendix A3.*

The fiscally idempotent policies ξ induce the basis for solutions in our game as fiscally idempotent compositions $[B(\xi), W(\xi)]$. A reasonable question thus emerges: *Which taxable income $W(\xi)$ characterizes fiscally idempotent welfare policies ξ for the delivery of relief payments $B(\xi)$?* The answer is provided in the form of the following three constraints:¹

Delivery constraint by which the wealth-pie is spent — the basic and public goods have been delivered. This form of constraint makes sense only for proportional or flat taxes. Flat taxes will later substantially simplify the method of function minimization with constraints.

$$\begin{aligned} \tau \cdot W(\xi) &= \\ &= B(\xi) + g \end{aligned} \quad (1)$$

¹ Below, we continue to refer to the average taxable income as “wealth.”

Budget constraint imposed on relief payments finance in accordance with the share X of the wealth-pie — the tax-revenue. The left-wing politicians pledge to credit/debit the account $B(\xi)$ that must be equal to the average of relief shifted by the policy ξ .

$$\begin{aligned} B(\xi) &= \\ &= X \cdot \tau \cdot W(\xi) \end{aligned} \quad (2)$$

Stability constraint that determines fiscally idempotent property of (2). In contrast to $(\sigma, \tau) \in \mathfrak{R}^2$, we distinguish poverty line residues $u = \pi(\xi, \tau)$ as one-dimensional curves $\pi(\xi, \tau) \in \mathfrak{R} \subset \mathfrak{R}^2$.

$$\begin{aligned} u &= (1 - \tau) \cdot \\ &\cdot (\xi - \phi) + \phi \end{aligned} \quad (3)$$

Taking the expression $\tau(\xi, X) \equiv \frac{B(\xi)}{X \cdot W(\xi)}$ out of the constraint (2) and replacing $\frac{B(\xi)}{X \cdot W(\xi)}$ into $u = \pi(\xi, \tau(\xi, X))$, the constraint given in (3) can be resolved with a fiscally idempotent policy for ξ , thus yielding:

$$L(\xi, X, u) = (\xi - \phi) \cdot B(\xi) - X \cdot (\xi - u) \cdot W(\xi) = 0. \quad (4)$$

Referred to as the volatility constraint, the constraint (4) determines the fiscal safety module. It holds down the h-effect amalgamating the constraints (2) and (3) by balancing the books accounting for relief payments.

Summary. The outcome $\phi, \xi \Rightarrow Z, X, \alpha, \tau, \langle u, g \rangle$ constitutes the citizens' bargaining shield for wealth redistribution that relates to a bundle of arguments or constants: ϕ, ξ are controls, and Z, X, α, τ are status variables,² while $\langle u, g \rangle$ are the competing political proposals:

² Status and control variables are the prerogatives of control theory.

- ϕ – the personal allowance establishing the tax bracket $[\phi, \infty)$;
it is an ex-ante control (tuning) variable, $0 < \phi = \text{const} < \xi$;
- ξ – the income frame, the poverty line; a policy determining who is living in poverty, as well as the choice or the control parameter;
- Z – the size $Z = \tau \cdot W(\xi)$ of the wealth-pie; the amount of wealth-pie that is equal to public spending per capita when taxes are proportional;
- X – the share of the wealth-pie of size Z ; a portion X of Z to be deposited in favor of the left-wing politicians for funding the relief payments, $0 \leq X \leq 1$;
- α – the political power of the left-wing politicians, $0 < \alpha < 1$;
- τ – the marginal tax rate, the rate $\tau(\xi, X)$ of the wealth amount $W(\xi)$ determined by (1);
- u – the after-tax residue of the income frame equal to the poverty line ξ , the wants function $u(\xi, X)$ of the left-wing politicians, as determined by (2) and (3);
- g – the objective function $g(\xi, X)$ of the right-wing politicians, determined by (1) and (2); the account for the refund of public goods expenses per capita.

5. ANALYSIS OF THE WELFARE STATE BARGAINING RULES AND NORMS, *continued from Section 3.2*

Suppose that politicians, in pursuit of their commitments to a fair division of the wealth-pie, agreed to play the alternating-offers bargaining game $\Gamma(q)$ (Osborn and Rubinstein). In doing so, rational politicians are motivated to align the procedure to participate in any eventual agreement. The risk $q > 0$ of a premature collapse during negotiations, especially early in the game, might be the driving force behind their commitment to reach the consensus. Once a consensus on division is reached, they must agree on who will determine the size of the pie. Politicians negotiate on such matters when there are equal and symmetric preconditions in place that guarantee their equal rights. Thus, both will play an equal role in the decision regarding the pie size. Considering the right-wing vital political objective of wealth redistribution, it will be realistic to reduce the scope of RWP's duties concerning welfare matters, while allowing them to retain their advisory rights. Our subsequent discussions are based on this premise.

5.1. Left- and right-wing politicians' bargaining procedure

Previously, we emphasized that, in a representative democracy, the division of the wealth-pie will always be subject to controversy. Recall that we consider two politicians — one acting in the role of LWP, who is aiming to provide basic goods to all citizens, and the other, representing RWP, advocating for availability of non-basic goods. A precondition for the bilateral agreement is that the expectations of these two politicians depend solely on efficient policies of the LWP within the framework aimed at setting the poverty line ξ . However, politicians are more concerned with shares (x, y) than they are with the size of the wealth-pie. As a consequence of this independence, efficient poverty line ξ° provides shares related to efficient divisions (x°, y°) . Accepting this precondition, the RWP will only propose an efficient line ξ° , as failure to do so would result in all other shares being rejected with certainty by LWP. Nonetheless, it is realistic that the RWP would — by negligence, mistake or some other reason — recommend an inefficient poverty line ξ' , which the LWP would mistakenly accept. It is also possible that, in a reverse scenario, the LWP would choose to disregard an efficient recommendation ξ° . This would be an irrational choice as, in any agreement, regardless of the underlying motives, both politicians are committed by proposals to shares (x, y) .

Indeed, within the scope of negotiations $[\xi_1, \xi_2]$, the recommendation ξ° concurs with RWP's efficient share proposal y° . Consequently, accepting $1 - y^\circ$, while shifting LWP's ξ° mistakenly to $\xi' \neq \xi^\circ$, at which both politicians must be committed to (x°, y°) , the shift ξ' becomes inefficient and thus superfluous. Hence, making a proposal, the RWP's recommendation on poverty lines makes a rational argument that the LWP must accept or reject in a standard way. Such an account, in our view, explains that the outcome of the bargaining game might be a desirable poverty line $\xi \in [\xi_1, \xi_2]$. Hereby, the interval is referred to as the scope $[\xi_1, \xi_2]$ of negotiations or bids proposals that are now, by default, linking efficient lines ξ° with shares (x°, y°) . The bargaining occurs exclusively in the interval $[\xi_1, \xi_2]$ as a scope for efficient lines ξ° of most trusted policy platforms for negotiations, where both players would either accept or reject the proposals. Political competition, depending on

$[\xi_1, \xi_2]$, arranges a contract curve \mathcal{S}_b (shown in Figure 4 and Figure 5) as a way to assemble the bargain portfolio. Given that the portfolio "has changed its color from shares to lines," the politicians can now conceive themselves as making poverty line proposals. If a proposal is rejected, the roles of politicians change and a new proposal is submitted. The game continues in the traditional way by alternating offers.

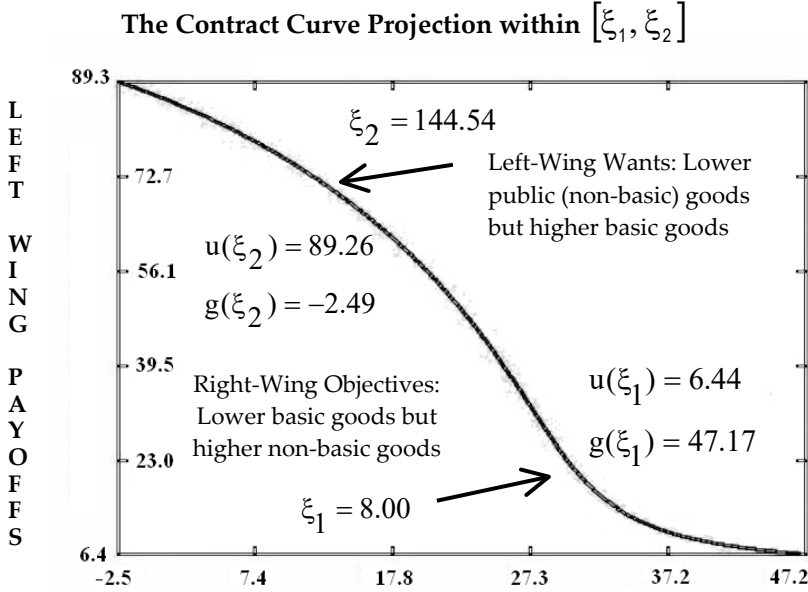


Figure 5. The aspirations of left-wing politicians expressed when opposing the right-wing political objectives are depicted on the vertical and horizontal axes, respectively. The graph shows the contract curve sloping from ξ_2 toward ξ_1 , projected on the surface of basic goods vs. vital goods — the projection of efficient poverty lines $\xi \in [\xi_1, \xi_2]$ resolving the contract constraint (5).

5.2. Alternating-offers bargaining game analysis

We now proceed to a more accurate analysis of the game rules. Although the rules can be perceived as fiscally idempotent, the game itself contains a new challenge. The elevated poverty line ξ does not necessarily increase the marginal citizens' $\sigma = \xi$ after-tax residue $u(\xi, x)$. The low-income citizens — the benefit recipients — can claim relief payments, whereby an increased number of claims might have a reverse effect on $u(\xi, x)$, which would consequently decline. Indeed, in contrast to increasing poverty line ξ and despite the

required unavoidable increase in taxes — as the hazard (h-effect) is still present — in this scenario, the residue $u(\xi, x)$ will decrease. With the proviso that the left-wing politicians commit to the share x , the right-wing politicians are left with $y = 1 - x$. Thus, the fiscally idempotent poverty line tax residues $u(\xi, x)$ correspond to a narrower set than $0 \leq x \leq 1$, $0 \leq y \leq 1$ — the set of shares $\langle x, y \rangle$ of what we refer to as a *contract curve* \mathcal{S}_b of payoffs $\langle (u(\xi, x), g(\xi, y)) \rangle$ with poverty line ξ as a parameter.³

Assuming that the maximum of a single \cap -peaked residue function $u(\xi, x)$ can be reached, the peak position $\xi^\circ = \arg \max_{\xi} u(\xi, x^\circ)$ indicates an efficient welfare policy. Although the bargain portfolio of left-wing politicians contains an efficient policy ξ° as a function of x° , the portfolio also includes the share $x = x^\circ$. The maximum value given by $u = u^\circ$, in the inverse situation, which corresponds to u° , consolidates an efficient policy $\xi^\circ \in [\xi_1, \xi_2]$. A unique share x° , which solves $u(\xi^\circ, x) = u^\circ$ and corresponds to $g(\xi^\circ, y^\circ) = g^\circ$, represents the non-conforming expectations of politicians. We can thus refer to the shares (x°, y°) as an efficient division linked to the policy ξ° . This scenario is depicted in Figure 4 on wealth amount W and taxes τ — efficient peaks ξ° , which correspond to efficient shares (x°, y°) , and in Figure 5 in various projections on payoffs $\langle u^\circ, g^\circ \rangle$ geometry. This geometry highlights the maximum values u° can take — namely, efficient policies of left-wing politicians at peaks ξ° that refer to the well-known result obtained by Canto et al (1981), also known as the Laffer curve:

The marginal tax-revenue raised decreases with increase in tax rates, finally reaching some point where the marginal tax-revenue raised is zero. Beyond this point, any tax rate increases will reduce revenue collection.

Our result pertaining to the single-peaked aspirations of the left-wing politicians is similar. First, "poverty line residue u being proposed in the normal range of poverty line parameter ξ ." Next,

...by passing through the top point of u as a function, the proposals u will be assessed and reviewed in the range of prohibited values of ξ .

³ We already highlighted the worsening quality of welfare services for all citizens when the LI level is "climbing" high.

We previously introduced an idempotent composition $[B(\xi), W(\xi)]$ — the average $B(\xi)$ of the relief payments, and the average $W(\xi)$ of the taxable income, denoted as the wealth. The expectations of the two politicians, reflecting their preferred rules and norms pertaining to relief payments, can now be set using the composition $[B(\xi), W(\xi)]$. At the end of the subsection, the composition will lead to an appropriately settled bargaining problem that will associate the threat originating from the implicit partaker — in the form of the electoral maneuvering of voters — with an implicit risk of the negotiations collapsing prematurely. This requires augmenting the standard rules of the game we have already presented with two further rigorous suppositions. Let us first specify the payoffs.

Political payoffs of the 1st/2nd actor and the third partaker's implicit risk factor are defined as follows:

Politician No. 1,	Politician No. 1, u — the left-wing political aspirations, the marginal citizens' $\sigma = \xi$ after-tax residue, basic necessities of the needy, cost of living;
Politician No. 2,	g — the right-wing political objective, expenses that benefit all citizens — expenses upon vital goods alone, without relief payments;
Third Partaker,	q, τ — voters' electoral maneuvering facing higher taxes τ expressing an implicit risk $0 < q < 1$ of the negotiations collapsing prematurely.

As promised, we now assume that the rules and norms of the wealth redistribution that are efficient with respect to the wealth-pie division include the volatility constraint (4), which certifies the idempotent composition $[B(\xi), W(\xi)]$ for the policy ξ . In the game, the composition $[B(\xi), W(\xi)]$ could not be implemented without the volatility constraint $L(\xi, x, u) = 0$ (Observation 1). This assumption is contingent on the conclusions of the previously undertaken analysis.

When varying ξ under their own rules and norms, let us assume that LWP propose a fiscally idempotent policy $\xi = \xi^\circ$, which — for each share $x = x^\circ$ they commit to — links x° to ξ° , irrespective of who originates the proposals x° or y° . This ensures the efficient proposal of poverty line residue $u(\xi^\circ, x^\circ) = \max_{\xi} u(\xi, x^\circ)$. Clearly, inefficient recommendation ξ' ,

proposed by the RWP if $\xi' \neq \xi^\circ$ for share y° , will be rejected by the LWP. As a result, an efficient policy $\xi = \xi^\circ$ must occur on contract curve amid efficient shares x° at $\langle u^\circ = u(\xi^\circ, x^\circ), g^\circ = g(\xi^\circ, x^\circ) \rangle$ as an ongoing precondition for the agreement — as previously discussed. Indeed, LWP have no reason to reject efficient recommendation ξ° , as doing so, when $\xi' \neq \xi^\circ$, they cannot ultimately maintain the efficient commitment to x° . Below, we assume the efficiency by default when it is convenient.

Observation 2. *Idempotent policies ξ at the contract curve $\mathbf{S}_b = \langle u(\xi, x), g(\xi, x) \rangle$, which certifies the composition $[B(\xi), W(\xi)]$, must satisfy the constraint*

$$\begin{aligned} D(\xi, x, u) &= \frac{\partial}{\partial \xi} L(\xi, x, u) = \\ &= \frac{\partial}{\partial \xi} [(\xi - \phi) \cdot B(\xi) - x \cdot (\xi - u) \cdot W(\xi)] = 0 \end{aligned} \quad (5)$$

Particularly, when we collated sub-expressions and introduced some simplifications upon

$Q(\xi, \tau, g) = 0$	\rightarrow Delivery(1)	enforcing constraints on rules and norms of the wealth redistribution.
$L(\xi, x, u) = 0$	\rightarrow Volatility(4)	
$D(\xi, x, u) = 0$	\rightarrow Contract curve(5)	

These constraints, with the proviso of flat taxes, together with the previously detailed preliminary settings $\tau'_\xi > 0$, $\tau''_\xi > 0$, $u'_\xi < 0$, $u''_\xi > 0$, $u'_x < 0$, $u''_x > 0$, $u'_x > 0$, $g'_\xi > 0$, $g''_\xi > 0$, $g''_x \neq 0$, lead to an analytical solution: $u(\xi) = \xi - \frac{(\xi - \phi)}{v(\xi)}$, where

$$v(\xi) = 1 + (\xi - \phi) \cdot \left(\frac{\dot{B}(\xi)}{B(\xi)} - \frac{\dot{W}(\xi)}{W(\xi)} \right);^4 \quad \tau(\xi) = \frac{1}{v(\xi)},$$

⁴ \pm rates $\dot{W}(\xi) \leq 0$, $\dot{W}(\xi) \geq 0$ of the changes in the wealth amounts $W(\xi)$ are essential for the analysis, whereas the function $B(\xi)$ is valid only when $\dot{B}(\xi) > 0$, and $0 < \phi < u < \xi$.

$$g(\xi) = \frac{W(\xi)}{v(\xi)} - B(\xi); \text{ the size of wealth-pie}$$

$$z(\xi) = B(\xi) + g(\xi) = \frac{W(\xi)}{v(\xi)}.$$

Now it is evident that payoffs $\langle u, g \rangle$ at the contract curve \mathcal{S}_b depend exclusively on policies ξ , $\langle u(\xi), g(\xi) \rangle \in \mathcal{S}_b$. We conclude that politicians are only concerned with making proposals that pertain to efficient policies ξ , since effective shares (x, y) have been linked to ξ . Contract curve $\mathcal{S}_b = u(g)$ in Figure 4 illustrates the payoffs. The functions $g(\xi)$ and $u(\xi)$ in the form presented above are, in fact, not a subject to any constraints. They are mathematically derived in Appendix A4.

Before proceeding with further line of analysis, let us recall the threat phenomenon created by voters that increases the implicit risk of the negotiations collapsing prematurely. As noted previously, if politicians reject their counterpart's proposal — knowing that it is risky to continue the bargain — they will likely consolidate a draft. This introduces the risk that the voters will reject the draft when politicians, without fulfilling the voters' terms, try to continue bargaining over costly and controversial proposals, thereby putting the negotiations at a risk of collapse, as previously discussed.

Suppose that politicians bargain over all fiscally idempotent policies $\xi \in [\xi_1, \xi_2]$ within the scope of negotiations $[\xi_1, \xi_2]$. We follow the alternating-offers game $\Gamma(q)$ with an exogenous risk $0 < q < 1$ of a premature collapse, as described previously (Osborn and Rubinstein). We posit that, each time the proposal ξ is rejected by one of the politicians, the momentary phase of the game results in a draft, which can be opposed by the voters, as just recalled. In these circumstances, the politicians might be uncertain on how to proceed, if the voters' terms are not met. As a result, they might choose to leave the bargaining table prematurely. Extracted from the endpoints $\xi_1 < \xi_2$ of contract curve \mathcal{S}_b , the outcome

$$\begin{aligned} & \{ \langle u_1, g_1 \rangle, \langle u_2, g_2 \rangle \} = \\ & = \{ \langle u(\xi_1), g(\xi_1) \rangle, \langle u(\xi_2), g(\xi_2) \rangle \} \end{aligned}$$

naturalizes this risk q in the worst-case scenario.

What is known as the *well-defined bargaining problem*, first introduced by Roth, or the individual rationality associated with the Nash bargaining scheme $\langle \mathbf{S}, \mathbf{d} \rangle$, seems to be instructive for further analysis. Indeed, inequalities $g_1 > g_2$ and $u_1 < u_2$ hold for the pair $\mathbf{d} = \langle d_1 = u_1, d_2 = g_2 \rangle$. Synthesizing the unfavorable political outcome $\{\langle u_1, g_1 \rangle, \langle u_2, g_2 \rangle\}$ into a policy δ on poverty introduced below will naturalize the Nash disagreement point \mathbf{d} into the problem $\langle \mathbf{S}_b, \mathbf{d} \rangle$, $\mathbf{S}_b \subset \mathbb{R}^1$. Thus, compared to the traditional approach of compact convex set $\mathbf{S} \subset \mathbb{R}^2$, inequalities $s > \mathbf{d}$ are also true for any pair $s \in \mathbf{S}_b$. The pair $\langle \mathbf{S}_b, \mathbf{d} \rangle$ for the contract curve \mathbf{S}_b becomes a well-defined bargaining problem. Given that it is not immediately apparent whether the policy δ is a fiscally idempotent outcome of the game, the following observation removes any doubt.

Observation 3. *To test whether the point $\mathbf{d} = \langle d_1, d_2 \rangle = \langle u_1, g_2 \rangle$ becomes a fiscally idempotent outcome of the left- and right-wing political bargaining, it is necessary and sufficient that there exists a policy δ on poverty, which solves the equation:*

$$(\delta - \phi) \cdot (B(\delta) + d_2) - (\delta - d_1) \cdot W(\delta) = 0;$$

The condition $\delta \notin [\xi_1, \xi_2]$ must hold true. (6)

It should be noted that, in the worst-case scenario δ , the wealth redistributed equals $W(\delta)$ — the average of expenses for funding the relief payments equal $B(\delta)$ — whereby the proposal δ depends on the endpoints of the bargaining interval $[\xi_1, \xi_2]$. This dependence, provided that the Equation (6) can be solved for δ , serves as the basis for validation of the *pre-equity condition of breakdown*, as discussed in Section 7.

Observation 4. *In the alternating-offers game $\Gamma(q)$ with the risk $0 < q < 1$ of negotiations collapsing prematurely into the disagreement point $\langle d_1, d_2 \rangle$, the functions $(u(\xi) - d_1)^\alpha$ and $(g(\xi) - d_2)^{1-\alpha}$ imply bargaining payoffs of left- and right-wing politicians, respectively. Thus, (without proof) for variables λ_1, λ_2 , $\lambda_1 \leq \lambda \leq \lambda_2$, solving the equations*

$$(1 - q) \cdot (u(\lambda_1) - d_1)^\alpha = (u(\lambda_2) - d_1)^\alpha \text{ and}$$

$$(1 - q) \cdot (g(\lambda_2) - d_2)^{1-\alpha} = (g(\lambda_1) - d_2)^{1-\alpha},$$

the solution λ of the well-defined bargaining problem $\langle \mathbf{S}_b, \mathbf{d} \rangle$ is close to the pair (λ_1, λ_2) .

As explained by Osborn and Rubinstein, the outcome in our experiment of bargaining game $\Gamma(q)$ encapsulates the power indicators $(\alpha, 1 - \alpha)$ of the left- and right-wing politicians. In the next section, we consider the design of political power indicators $(\alpha, 1 - \alpha)$ using the solution λ that minimizes the tax burden with respect to an appropriately settled bargaining problem $\langle \mathbf{S}_b, d \rangle$.

6. ANALYSIS OF VOTING AND POLITICAL POWER DESIGN,

continued from Section 3.4

Here, we will elaborate on power indicators $(\alpha, 1 - \alpha)$ specifically, referring to the original bargaining scenario of \$1 division, based on the previously discussed axiomatic approach — α signifies LWP's political power, and $1 - \alpha$ the political power of RWP, $0 < \alpha < 1$. Considering

$$\begin{aligned} (x^\circ, y^\circ) &= \arg \max_{0 \leq x+y \leq 1} f(x, y, \alpha) = \\ &= (u(x) - d_1)^\alpha \cdot (g(y) - d_2)^{1-\alpha} \end{aligned}$$

the following questions emerge: What type of \$1 division will assist a moderator designing the power indicator α of the 1st actor? What will ensure that, during the negotiations, the 1st actor will obtain a desired or any other share x° of \$1? To answer these questions, let us assume that the 2nd actor might only accept or reject the 1st actor's proposals. We can thus start redesigning the power indicators $(\alpha, 1 - \alpha)$ by replacing $y = 1 - x$, and taking the derivative of the resulting $f(x, 1 - x, \alpha)$ with respect to the variable x by evaluating $f'_x(x, 1 - x, \alpha)$. For a moment suppose, finally, that x° share of \$1 is a desirable solution. Given $x = x^\circ$, the equation $f'_x(x^\circ, 1 - x^\circ, \alpha) = 0$ can be solved for $\alpha = \alpha^\circ$. In general, one might find comfort in the following egalitarian judgment:

To count on x° share of \$1 is a realistic attitude toward the 1st actor's position of negotiations. Indeed, even if the 2nd actor might have a stronger negotiating power than the 1st actor, $\alpha^\circ < 1 - \alpha^\circ$, the 1st actor, sooner rather than later, might predict the 2nd actor's preferences and thus force a concession.

When, for example, the voters' representatives attempt to redesign political power indicators to $(\alpha, 1 - \alpha)$, we assume that politicians will try to share the wealth-pie in the manner in which \$1 was divided above. In doing so, we suppose that both politicians are ready to proceed with tax concessions. Reflecting just illustrated axiomatic bargaining toward allegedly desirable \$1 share x° , we proceed with our discussion.

In accordance with our analytical solution without constraints, the contract curve $\mathbf{S}_b = \mathbf{u}(\mathbf{g})$ corresponds to a curve $\langle \mathbf{u}(\xi), \mathbf{g}(\xi) \rangle$. Moving along the curve while taking into account the scope of negotiations $[\xi_1, \xi_2]$, the expectations $\tau(\xi)$ of voters' majority lead to detection of $\tau_{\min} \leftarrow \tau(\xi)$:

$$\min_{\xi \in [\xi_1, \xi_2]} \tau(\xi) \quad \left| \quad \tau(\xi) = \frac{1}{v(\xi)}.$$

With the proviso that $\tau(\xi)$ is concave and sufficiently smooth, the detection point of τ_{\min} is the root λ of the equation $\dot{\tau}(\xi) = 0$. Consequently, akin to the egalitarian judgment given above, the root λ might help in redesigning of the rules and norms of the wealth redistribution. This can be done by adjusting the α in a way that the political power α of the left-wing politicians will be sufficient to persuade the right-wing politicians to agree upon the poverty line residue $\mathbf{u}(\lambda)$.

Indeed, in the left- and right- political bargaining, the old *standard* (discussed above) of how to share the \$1 can now be a new *Standard* pertaining to how to plan the wealth redistribution rules and norms. Under this premise, we can set $f(\xi, \alpha) = (\mathbf{u}(\xi) - \mathbf{d}_1)^\alpha \cdot (\mathbf{g}(\xi) - \mathbf{d}_2)^{1-\alpha}$, where α facilitates the political power of the LWP. Instead of $\mathbf{X} = \mathbf{X}^\circ$, planning the rules, we suppose that $\xi = \lambda$ is an allegedly desirable solution. Hence, we first take the derivative of $f(\xi, \alpha)$, with respect to ξ , evaluating $f'_\xi(\xi, \alpha)$, which allows us to solve the equation $f'_\xi(\xi|_{\xi=\lambda}, \alpha) = 0$ for α . As a result, the root α° will correspond to the redesigned political power of the left-wing politicians. This is the result as it appears.

Summary. To control the left- and right-wing political agreement on shares (\mathbf{x}, \mathbf{y}) of the wealth-pie, akin to the new *Standard* above, the majority of citizens can accept or reject a premature agreement archived at the a particular point during the negotiations, thereby voting for or against the division. As previously noted, the majority will favor the policy λ that minimizes the tax burden. This restriction allows us to rebalance the welfare institutions or finance resources by appropriate design of power indicators $(\alpha, 1-\alpha)$ of the left- and right-wing politicians, ensuring that the most favorable shares $(\mathbf{x}^\circ, \mathbf{y}^\circ)$ of the wealth-pie would incorporate the Nash axiomatic — the minimum tax — solution λ into the bargain portfolio as the most optimal outcome. This is our *case study* of tax policy in which only a minority would

object to a proposal that corresponds to the tax rate minimum at the contract curve. In doing so, the implicit pressure of citizens will be lower. To be implemented in favor of majority, the minimum appears to be a desirable consensus.

Observation 5. *Given that politicians can reach a preliminary agreement on tax rate $\tau = \tau(\xi)$, condition $\lambda = \arg \min_{\xi \in [\xi_1, \xi_2]} \tau(\xi)$ is necessary to put forward a poverty proposal λ before voters by appropriately designing the power indicators $(\alpha, 1 - \alpha)$ in advance. At the contract curve \mathbf{S}_b , the proposal λ outlines a unique outcome:*

$$\phi, \xi \Rightarrow z, x, \alpha, \tau(\lambda), \langle u(\lambda), g(\lambda) \rangle \in \mathbf{S}_b.$$

7. DISCUSSION

The true essence of the economic reality behind the left- and right-wing political bargaining could be revealed by determining whether it is true that funding relief payments of the needy and maintaining the budget in balance will be difficult to sustain when the tax burden for all citizens is decreasing. On the surface, it seems that, at some point, fairness and equity might no longer be the main requirement because of the "risks becoming a Downton Abbey economy" (2014). Economists, including Kittel and Obinger (2003), have analyzed the poverty gap issue. In the face of these controversies, it is not possible to estimate the extent of potential fallout that might result from such outcomes of tax burden cut.

The citizens are those who decide what needs to be done and what should ultimately bring order to socially plan, or how to redesign the wealth redistribution rules and norms. Taking advantage of this opportunity, it is instructive to perform an exercise related to the most appropriate choice of welfare policy, as shown in the "minimizing wealth-tax" column of Table 1.⁵ We illustrated that, despite minimizing the tax burden for all citizens, the minimum is, in fact, fiscally safe, while also ensuring just and fair redistribution of wealth for all citizens.

Due to the assumptions made during the analysis, the following discussion perhaps offers some guidance on doing the exercise. Before commenting on those, it is worth noting that the experiment presented here should be understood as purely normative — namely, "what ought to be" in economic or political matters, as opposed to "what is." Despite the fact that, in the preceding analysis, no actual situation was presented, our theoretical results rest on the assumptions delineated below.

First, our work is based on the premise that politicians would only make promises that can be fulfilled — fiscally safe proposals. Fiscal safety, when taken separately, even when attempted in accordance with the rules and norms in force, could lead to unjust and unfair solutions. Taken at will, fiscal safety

⁵ Table 1 was created by numerical simulation carried out upon imaginary distribution of citizens' incomes.

might be a profoundly mistaken idea of justice. In Table 1, we presented the percentage of citizens below the poverty line, thus establishing the poverty rate.⁶ Driven at will, the official poverty rate, in accordance with the “disagreement” column of Table 1, could cause the poverty rate to decline below 0.41%, which wrongly appears to be the most just and the fairest.

Second, we postulated that the wealth redistribution compensates for the inequalities in the income of citizens that were below the poverty line. Usually, similar parameters are in the national government competence. While taking into account increases in the cost of living, the official number of individuals living in poverty should be adjusted annually according to government guidelines. Although our key assumption was that the right-wing politicians inherited no more than an advisory authority, the rules and norms that govern the poverty line determination have been solely under the mandate of the left-wing politicians. This decision was made because, in the analysis, we deliberately emphasized the distinctions between stereotypical motivations of left- and right-wing politicians. In our view, welfare protection that is most likely to be just as fair should be addressed as an independent institute, or better yet, as an assembly of independent institutes or legal charity foundations. We believe that, in our experiment of organizational independence, welfare protection could be expected to yield efficient welfare policies. Thus, in determining an efficient policy on poverty, we concluded that left-wing politicians should be in a privileged position that allows them to prescribe the poverty line independently. Only when these guidelines of independence are applied, the value judgment based upon the data presented in Table 1 makes sense. Still, it should be noted that the characterization of whether setting up such a privilege was a positive or negative restriction requires further investigation.

Next, we focused on the political power indicators $(\alpha, 1 - \alpha)$, which highlight the amount of resources, skills and competence of left- and right-wing politicians. The fundamental factor in our analysis was the welfare protection of the society as a whole to justify and maintain welfare duties under the principle of how the state ought to act when attempting to fulfill its welfare mission. When the decision made by the politicians is not in line with the objectives of special interest groups, as previously pointed out, welfare protection could be a recurrent theme in political debates and election campaigns, and a source of significant political competition. A controversy with respect to political interests might lead to violent upsets, providing the opportunity to develop policy in favor of these groups. According to the foregoing account, which requires considerable administrative efforts and fiscally unrealistic expenses — and previous observations pertaining to the independence of the welfare services — we believe that having sophisticated left-wing institutions is unneces-

⁶ Poverty rate determines the percent of anyone who lives with income below the official poverty line. The poverty line separates the rich (those with an income above the poverty line), from the less fortunate (having income below the line).

sary. Recognizing the vital role of the right-wing politicians, due to their central position in deciding who will be purchasing and delivering public goods, in the interpretation of the parameter α , we believed that it was beneficial to impose a lower α to the left-wing politicians, with a corresponding higher share $1 - \alpha$ assigned to the right-wing politicians, i.e., $\alpha < 1 - \alpha$, $0 < \alpha < 1$.

Thus, it was reasonable to assume that left-wing politicians, with almost no extra effort, would demonstrate an ample degree of readiness to make efficient decisions. Herewith, in planning and regulating the size of the wealth-pie to suit a fiscally realistic welfare policy to settle and assist the state welfare mission, we attempted to redesign the balance of political powers between the left- and right-wing politicians by adjusting the power indicators α and $1 - \alpha$, imposed on the on the left- and right-wing politicians, respectively. With the goal in our view, to benefit all citizens in society, this enabled us to adjust the state rules and norms of the wealth redistribution, aligning them closer to the legal responsibilities and moral obligations of the citizens. We referred to the process of adjusting the power indicators $(\alpha, 1 - \alpha)$ as a political power design. Such a politically designed outcome, as we supposed, justified the time and effort invested, even if the vision was a utopia.

The design of political power indicators $(\alpha, 1 - \alpha)$ is a difficult and extremely time-consuming process. Indeed, prolonged political efforts might not be in the interest of anyone — citizens might not pursue such endeavor, even if the balance of political power can be ultimately reached. In particular, we supposed that electoral maneuvering of voters might put prolonged political efforts at risk of a premature collapse. It was deemed acceptable to assume presence of an implicit risk of voters defecting to the other side, which could interrupt negotiations ahead of the schedule. Thus, we brought the problem of likelihood of negotiations collapsing into focus. In our experiment, the failure of negotiations was deemed extremely undesirable for both politicians, as we hoped that this would be an incentive to move toward a solution faster. Alternatively, the actors would be more motivated to agree on terms of a contract, where both sides approach each other by making considerable concessions. In the view of receipt of relief payments, a policy of higher tax rates might be the most favorable and just solution for minority. From the majority perspective, however, the minimum tax rate is always preferable. For the citizens who finance the relief payments, as we assumed in the analysis, the minimum tax rate provides a more just and fair redistribution of wealth. In our experiment, the minimum rate also provided an outcome λ in which the designed political power indicators $(\alpha, 1 - \alpha)$ visualize the society's common denominator. Assuming, as we previously did, in accordance with the rules of the game, that outcome λ , minimizing taxes, could be politically designed — it provides insight into what policy should entail.

Table 1, presenting all four assumptions, suggests several proposals for citizens to vote on. Note that, when voting for policy of equal left- and right-wing political power, the policy $\eta = 79.23$ is less just and less fair than the outcome $\lambda = 45.50$, where the minimum 26.52% of marginal tax rate is reached. Thus, only the policy/outcome λ on the poverty line (Figure 4) can be the desirable political consent. Indeed, in the variety of rules in the game the left- and right-wing politicians play, when engaged in an interaction aimed at implementing equal/egalitarian policy η , the equal political power $\alpha = 0.5$ of the LWP was stronger than 0.21. Consumers' goal, however, can still be achieved by applying the weaker policy $\lambda = 45.50$ for the tax rate $26.52\% < 28.21\%$, although the outcome of the weakened political power indicator $\alpha = 0.21$ is yet to be confirmed. Through a reduction of citizens' obligations — even with LWP's weakened political position — the LWP will be able to come to a desirable agreement with the RWP, maintaining the most just and fair poverty line of wealth for all citizens.

In closing the discussion, we would like to point to a decision δ that corresponds to the political breakdown of negotiations. Utopian society, planned according to the event of a breakdown, as shown in Table 1, seemingly ignores welfare protection because practically all citizens are considered rich by default, i.e., poverty does not exist. Given this utopian society, financing expenses almost entirely with respect to vital public/non-basic goods, the breakdown policy δ , under the equity condition, requires -2.49 public debt per capita. This, in turn, will require borrowing or money printing, promoting public spending, e.g., through natural assets for refunding the debt. We admit that, based on the lowest tax burden of 26.52%, a self-financing tax system has a better chance of being implemented.

8. CONCLUDING REMARKS

Given the ideological controversies of the left- and right-wing politicians, and the need to resolve the welfare policy dilemma, both actors should be willing to make concessions. In most cases, the root of the controversy is that, the left-wing politicians struggle — in response to public aspirations — in pursuing their own political causes for the increase of basic goods, whereas the right-wing politicians advocate for meeting the needs for non-basic goods. In our experiment, left-wing politicians gave credit to the tax system to guarantee a reasonably high living standard for benefit claimants. Whatever public spend-

ing voters preferred, both politicians were aware of voters' electoral maneuvering, which could put the negotiations at risk of a premature collapse. In our work, this threat was the only driving force in reaching the consensus. We argued that political arguments demanding higher taxes were weak, since overly costly welfare proposals lead to an excessive number of relief payments claimants, which, in spite of the tax increase, could diminish the quality of the welfare services. In turn, the excessive number of claims could generate further requests for the additional financial support through tax channels. In order to satisfy those who bear additional costs, and who could only approve the requests on the terms of fiscally safe welfare policies, we reduced the scope of negotiations to the fiscally realistic domain of voters' expectations.

In view of the above, a pretext for the analysis of the domain and the extent of bargain portfolio of two visionary politicians, denoted as LWP and RWP, were established. The portfolio was supposed to account for politicians having non-conforming expectations. Instead of the wealth-pie division, such an account allowed for including a guide on how the eventual consensus ought to be analyzed and interpreted within the scope of negotiations $[\xi_1, \xi_2]$ at the contract curve. In this context, the left- and right-wing political power indicators, specified by the bargaining problem solution, were supposed to be politically designed in advance and subsequently tailored in accordance with the citizens' visions and ambitions.

It was initially deemed that, due to the uncertainty in the selection of the breakdown policy, we could only treat the left- and right-wing political power indicators as given exogenously. While this is true at least in the valuable examples we provided, we found a condition where we can encode the indicators endogenously, to which we referred as *the pre-equity of political breakdown*.

ACKNOWLEDGEMENTS

This research has been a protracted process and has benefited from numerous valuable and insightful comments, recommendations and requirements of many unknown reviewers and editors from different branches of scientific community. While all these are highly appreciated, the author is particularly indebted to the latest efforts of specialists found by Social Sciences, which made the publication of this work possible.

Conflicts of Interest: The author declares no conflict of interest.

APPENDICES

A1. Example and results

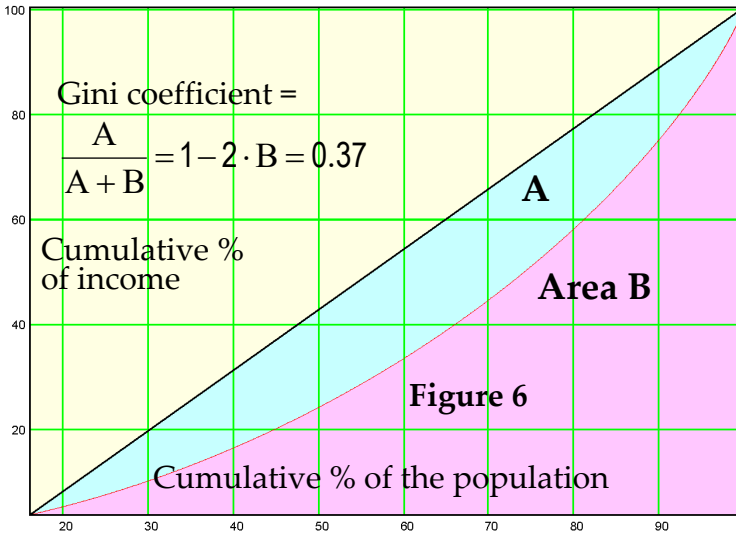
We proceed with a specific allocation of the welfare policy, encapsulating samples of income density distribution, parameterized by poverty line ξ , similar to an exponential function:

$$P(\sigma, \theta + h \cdot \xi) = \frac{1}{(\theta + h \cdot \xi) \cdot \Gamma(m)} \left(\frac{\sigma}{\theta + h \cdot \xi} \right)^{m-1} \cdot \exp\left(-\frac{\sigma}{\theta + h \cdot \xi}\right),$$

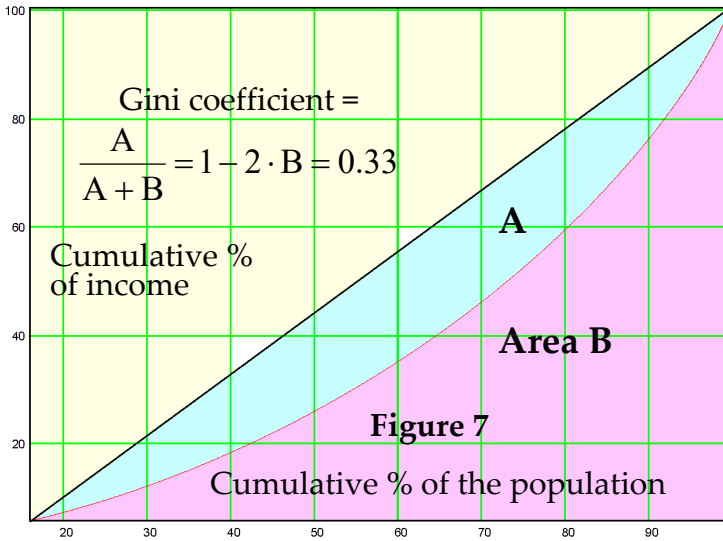
where $\theta = 61.9$, $m = 2.07$, and $h = -0.18$ are additional ex-ante parameters. More specifically, θ controls the wealth of citizens — a *horizontal shift* of samples; m controls inequality — a *vertical shift*; h is a hazard parameter; and $\Gamma(m)$ is an extension of $(m-1)!$ to real numbers. The sample $\xi = \frac{1}{2}\mu$ (median income = μ) can be presented as **Lorenz Curve**, where citizens below an income **95.1**, i.e., **49.92%** of the population, have **24.13%** of a total cumulative income, while the remaining **50.08%**, with incomes at or above **95.1**, have **75.87%**, Figure 6. Gini Coefficient equals **0.37** and is impervious to the horizontal shifts only. Relief payments, delivered to the population in line with Friedman personal exception rule in force equal to $\frac{1}{2}\mu$ applied upon the income distribution sample $\xi = \frac{1}{2}\mu$ diminished the Gini coefficient to **0.33**. Indeed, on Figure 7 citizens below an income **95.1**, i.e., **49.83%** of the population has slightly increased to **25.83%** of a total cumulative income, while the remaining **50.17%**, with incomes at or above **95.1**, have slightly decreased to **74.17%**.

The density function $P(\sigma, \theta + h \cdot \xi)$, depending on ξ , reflects the initial wealth redistribution through tax channels. Political decision $\xi' > \xi$ shifts the density distribution $P(\sigma, \theta + h \cdot \xi)$ of incomes horizontally toward the allocation $P(\sigma, \theta + h \cdot \xi')$ that favors less wealthy. When shifted, the distribution $P(\sigma, \theta)$ masks the h -factor, $h = 0$, of the benefit claimants. The rate of change $H_z(\xi) = h \cdot \dot{a}(\theta + h \cdot \xi) < 0$ of the policy ξ quantifies a fiscally tolerable hazard ($h < 0$).

Lorenz curve without contingency



Lorenz curve: contingency improved



A2. Simulation foundation and illustration

In order to perform simulations, the expressions for average $B(\xi)$ of expenses on the relief payments and average taxable income — the wealth amount $W(\xi)$ — can incorporate income density distribution $P(\sigma, \theta + h \cdot \xi)$ in a more realistic but general form:

$$B(\xi) = r \cdot \int_0^{\xi} (\xi - \sigma) \cdot P(\sigma, \theta + h \cdot \xi) d\sigma ; r \cdot (\xi - \sigma) \text{ is the LI-relief payment;}$$

$$W(\xi) = \int_0^{\xi} (\sigma + r \cdot (\xi - \sigma) - \phi) \cdot P(\sigma, \theta + h \cdot \xi) d\sigma + \int_{\xi}^{\infty} (\sigma - \phi) \cdot P(\sigma, \theta + h \cdot \xi) ;$$

$$0 < r < 1$$

In the left- and right-wing political bargaining, the choice of ξ , in general, is also determined by the ability to maintain the average income $a(\theta + h \cdot \xi)$, in order to uphold $a(\theta + h \cdot \xi) > W(\xi)$ within the “striking” distance from $W(\xi)$, which can be ensured through proper choice of the personal allowance constant $\phi > 0$, where ϕ identifies a flat tax bracket $[\phi, \infty)$. The average $a(\theta + h \cdot \xi)$ of income σ over the density sample $P(\sigma, \theta + h \cdot \xi)$ equals $\int_0^{\infty} \sigma \cdot P(\sigma, \theta + h \cdot \xi) d\sigma$.

The taxation of the total income $\sigma + r \cdot (\xi - \sigma)$ of the needy complies with the rules and norms in force, while the h -factor reveals the inverse working incentives, namely the feedback of the welfare recipients.

At this point, it is useful to verify that a disagreement policy δ under the primacy of equity principle of breakdown might be an outcome of the game. There is no reason to assume that the equation

$$(\delta - \phi) \cdot (B(\delta) + d_2) - (\delta - d_1) \cdot W(\delta) = 0 ,$$

in accordance with Observation 3, should have a solution in general. However, for the income density $P(\sigma, \theta + h \cdot \xi)$ (see above), a solution can be found.

Given payoffs $\langle u, g \rangle$ at the endpoints $\langle u_1 = 6.44, g_1 = 47.18 \rangle$,

$\langle u_2 = 89.26, g_2 = -2.49 \rangle$ of the scope of negotiations — within the interval $[\xi_1 = 8.00, \xi_2 = 144.54]$ — it can be shown that the pair

$d = \langle d_1 = u_1, d_2 = g_2 \rangle = \langle 6.44, -2.49 \rangle$, $u_1 < u_2$, $g_1 > g_2$ consolidates an equity for breakdown policy $\delta = 6.39 \notin [\xi_1, \xi_2]$; wealth $W^* = 120.46$ and tax $\tau^* = -2.06\%$.

It should not be surprising that the amounts of public goods and tax rates may be negative. Ensuring this game outcome, the interpretation suggests that the simulated breakdown demonstrates a specific payoff deficit on public goods when it is impossible to cover all the costs through taxes. In such a scenario, as we have pointed out earlier, when discussing negotiations breakdown, it is necessary to resort to an external loan, money printing, or use of natural resources, if the latter are available.

The magnitude and dimension of poverty proposals to be debated or implemented, as *outcomes of the left- and right-wing political bargaining*, are given in Table 1.

Recall already known proposals for incomes η , λ_1 , λ , λ_2 , δ , whereby δ is outside of the scope of negotiations, $\delta \notin [\xi_1, \xi_2]$ and the poverty proposal $\frac{1}{2}\mu$, with their definitions given as follows:

- η the policy on poverty with equals left- and right-wing political power; the left- and right-wing political organizations are in symmetrical positions or in equal roles;
- λ_1 the outcome of the alternating-offers game — representing what the right-wing politicians accept;
- λ the policy on poverty minimizing wealth-tax;
- $\frac{1}{2}\mu$ $\frac{1}{2}$ of the median income, indicating that half of the population earns income above μ , while the income of the remaining half is below μ ;
- λ_2 the outcome of the alternating-offers game — representing what the left-wing politicians accept;
- δ the least desirable outcome, resulting in the policy breakdown or disagreement, which naturalizes the risk of negotiations' premature collapse, caused, for instance, by mutual traps.

A3. Verification

Proof of observation 1. Let us now assume an inverse scenario, whereby $u > u' = \pi(\xi, \tau(\xi, x))$. Here, the left-wing politicians — LWP — aim to *improve* the poverty line residue u' , i.e., an after-tax residue of a marginal citizen $\sigma = \xi$ with income equal to the poverty line ξ . By initiating a new rule for policy $\xi' > \xi$, the LWP attempt to implement $u > u'$. Because of the inequalities $u \geq \pi(\sigma, \tau(\xi, x)) > u'$, for some highly pragmatic benefit claimants σ , it becomes apparent that they can be *better off* by *claiming relief payments*. Consequently, actions of these claimants will *increase* the expenditure $B(\xi') > B(\xi)$ on the relief payments and shift the balance of books $B(\xi) = x \cdot \tau(\xi, x) \cdot W(\xi)$ toward *deficit* $B(\xi') > x \cdot \tau(\xi, x) \cdot W(\xi)$.

The balance was valid in the past, when $\tau(\xi, x) \equiv \frac{B(\xi)}{x \cdot W(\xi)}$. Thus, the only

option that would ensure that the balance is maintained, as the LWP must stay committed to x , is to adjust $\tau(\xi, x)$ to $\tau(\xi, \xi', x) = \frac{B(\xi')}{x \cdot W(\xi)} >$

$> \tau(\xi, X)$, as X was fixed by the agreement. Otherwise, keeping the old policy ξ intact, the LWP could — through a *decrease* in X — violate the commitment X . As LWP cannot directly change X , they resort to reducing the *deficit* via a tax increase. If $u > \pi(\xi', \tau(\xi, \xi', X))$, the LWP must continue with the tax adjustment policy by $\tau(\xi', \xi'', X) > \tau(\xi, \xi', X)$, now adjusting upon the welfare policy ξ' and proposing $\xi'' > \xi'$, whereby the new *deficit* becomes $B(\xi'') > X \cdot \tau(\xi, \xi', X) \cdot W(\xi')$. These *improvements* $u > u'' > u'$ initiate a sequence of poverty policies $(\dots, \xi'' > \xi' > \xi, \dots)$ and after-tax residues $(\dots, u > u'' > u', \dots)$ of marginal citizens. Thus, the conditions $u = u''$ and $\xi = \xi''$ can never be met, as this would contradict the assumption that the equation $u = \pi(\xi, \tau(\xi, X))$ cannot be solved for ξ . For this reason, the sequence $\dots, \xi'' > \xi', \dots$ is infinite. ■

The chain of reasoning regarding $u' > u$ is similar to that outlined above and is presented as a set of instructions. It should first be noted that, at low values $u' > u'' > u$, even when taxes are low, there would always be a surplus to finance the LI benefits and relief payments. The surplus masks a contradiction, since it is clear that, at low values of the after-tax residue parameter u , benefits financing can always be balanced.

Replace	<i>to implement an improved better off</i>	by	<i>to make a decline in</i>
–		–	<i>worse off</i>
–	<i>Improve improvement to claim for relief payments deficit</i>	–	<i>Decline deterioration that relief payments have been revoked surplus</i>
–	$\geq, >$	–	$\leq, <$
Transpose:	<i>an increase</i>	with	<i>a decrease</i>

In what follows, we investigate the payoffs $\langle u, g \rangle \in \mathcal{S}_b$ of the left- and right-wing politicians. The consensus occurs at outcomes $\phi, \xi \Rightarrow Z, X, \alpha, \tau, \langle u, g \rangle$ under the constraint that the variation in policy ξ does not improve the position of the left-wing politicians; rather, the policy emerges as the point on the contract curve $\mathcal{S}_b = u(g)$ as fiscally idempotent outcome.

For fiscally idempotent outcomes, the arguments of after-tax residue u , share X , policy ξ , and tax rate τ depend on each other. The share $X = X^\circ$, if settled as eventual agreement, redirects the residue $u = \pi(\xi, \tau(\xi, X^\circ))$ to become a function $u = u(\xi, X^\circ)$. Thus, the peak policy u with regard to the best welfare policy can be expressed as:

$$\xi^\circ = \arg \max_{\xi} u(\xi, X^\circ) \quad (A1)$$

Lemma. *Let us assume that left-wing politicians do not shift from the share $X = X^\circ$ and that the volatility constraint (4) solves for two different policies $\xi_1 < \xi_2$. Let the tax sacrifice $t(\xi, X^\circ) = \tau(\xi, X^\circ) \cdot (\xi - \phi)$ be a differentiable function of ξ progressively increasing with ξ within the closed interval $[\xi_1, \xi_2]$ — namely, the following derivatives hold:*

$$\left. \frac{\partial}{\partial \xi} t(\xi, X^\circ) \right|_{\xi=\xi_1} > 0, \left. \frac{\partial}{\partial \xi} t(\xi, X^\circ) \right|_{\xi=\xi_2} < 0 \text{ and } \frac{\partial^2}{\partial \xi^2} t(\xi, X^\circ) > 0.$$

In such situation, the poverty line residue $u(\xi, X^\circ) = \xi - t(\xi, X^\circ)$ is a single \cap -peaked function of ξ .

Corollary. *There exists a unique interior policy ξ° maximizing u at*

$$\left. \frac{\partial}{\partial \xi} u(\xi, X^\circ) \right|_{\xi=\xi^\circ} = 0.$$

Provided that the conditions of the lemma are fulfilled, the discussion that follows concerns the necessary and sufficient conditions for the fiscally idempotent policy ξ to occur at the contract curve.

Observation 2. *Let us assume that the volatility constraint (4) is differentiable from its arguments. The after-tax residue $u = u(\xi, X^\circ)$ is differentiable and single peaked with respect to the policy ξ within some closed interval $[\xi_1, \xi_2]$. For a fiscally idempotent outcome $\phi, \xi^\circ \Rightarrow Z^\circ, X^\circ, \alpha, \tau^\circ, \langle u^\circ, g^\circ \rangle$ to occur on the contract curve $\mathbf{S}_b = u(g)$, it is necessary and sufficient that the policy ξ° solves the set of equations:*

$$(i) \quad \left. \frac{\partial}{\partial \xi} L(\xi, x^o, u^o) \right|_{\xi=\xi^o} = 0, \text{ where } u^o = u(\xi^o, x^o)$$

provided that

$$(ii) \quad \left. \frac{\partial}{\partial u} L(\xi^o, x^o, u) \right|_{u=u^o} \neq 0.$$

Necessity. Let the fiscally idempotent outcome $\phi, \xi^o \Rightarrow z^o, x^o, \alpha, \tau^o, \langle u^o, g^o \rangle$ on the contract curve $\mathbf{S}_b = \mathbf{u}(\mathbf{g})$ maximize (A1) at $u^o = u(\xi^o, \tau(\xi^o, x^o))$. Varying ξ in the vicinity of ξ^o of the outcome $\phi, \xi^o \Rightarrow z^o, x^o, \alpha, \tau^o, \langle u^o, g^o \rangle$ and substituting $u = u(\xi, \tau(\xi, x^o))$ into the volatility constraint (4), we obtain an identity $L(\xi, x^o, \pi(\xi, \tau(\xi, x^o))) \equiv 0$. Within the proximity of (ξ^o, u^o) , the following equation holds for arguments ξ, u :

$$\frac{\partial}{\partial \xi} L(\xi, x^o, u^o) + \frac{\partial}{\partial u} L(\xi^o, x^o, u) \cdot \frac{\partial}{\partial \xi} \pi(\xi, \tau(\xi, x^o)) = 0, \quad (A2)$$

from which we deduce the necessity statement for $\xi = \xi^o$ and $u = u^o$.

Sufficiency. Suppose the condition (ii) holds. Let (i) solve for ξ^o at the fiscally idempotent outcome $\phi, \xi^o \Rightarrow z^o, x^o, \alpha, \tau^o, \langle u^o, g^o \rangle$. Combining (i) and (A2), we conclude that

$$\left. \frac{\partial}{\partial \xi} \pi(\xi, \tau(\xi, x^o)) \right|_{\xi=\xi^o} = 0.$$

The sufficiency clause (A1) holds, since $u = u(\xi, x^o)$ is a convex function of ξ . ■

Proof of Observation 3. The clause is correct, provided that there exists a fiscally idempotent policy δ for the implementation of the pair $\langle d_1, d_2 \rangle$.

In order to identify such a policy, we first replace the variable g with d_2 in the expression for the constraint (1). Next, we extract the expression for $\tau = \frac{B(\delta) + d_2}{W(\delta)}$ from (1) and substitute it into $(1 - \tau) \dots$ of the constraint (3), where u should be replaced by d_1 in advance. By simplifying, we arrive at the statement of the observation. ■

Sketch of the proof (Observation 5). Looking at the tax rate $\tau > \tau_{\min}$, for any outcome $..., \tau, \langle u, g \rangle \in \mathcal{S}_b$, one may indeed prefer a counter outcome as a motion $..., \tau, \langle u', g' \rangle$, which outlines $..., \tau, \langle u' > u, g' < g \rangle$ or $..., \tau, \langle u' < u, g' > g \rangle$. As the contract curve $\mathcal{S}_b = u(g)$ is a curve of efficient preferences $\langle u, g \rangle$ guaranteeing the poverty line residue $u(g)$, someone could put a motion $u' > u^\circ$ or $g' > g^\circ$ against an outcome $..., \tau > \tau_{\min}, \langle u^\circ, g^\circ \rangle$. We argue that, in order to fulfill the expectations and requests of citizens' majority, it is necessary to pursue political consent via the proposal $..., \tau_{\min} = \tau(\lambda), \langle u^\circ = u(\lambda), g^\circ = g(\lambda) \rangle$. ■

$$\tau \cdot W(\xi) = B(\xi) + g$$

Delivery constraint: the size of the welfare pie, i.e., the average amount of tax returns is equal to the sum of the average monetary value per capita of primary goods and the average of non-primary goods g .

$$B(\xi) = x \cdot \tau \cdot W(\xi)$$

Budget constraint imposed on the relief payments finance in accordance with the share x of the wealth-pie — the tax-revenue.

$$u = (1 - \tau) \cdot (\xi - \phi) + \phi$$

Stability constraint that determines fiscally idempotent policy ξ .

$$u = \xi - \tau \cdot (\xi - \phi)$$

After-tax residue constraint: an alternative form of stability constraint, where u is after-tax position of a marginal citizen with income $\sigma = \xi$, which concedes with the left-wing political aspirations.

A4. Mathematical derivation

Replacing $\tau = \frac{B(\xi)}{x \cdot W(\xi)}$ from the budget constraint into the stability constraint, we obtain the volatility constraint (4) as stated:

$$L(\xi, x, u) = (\xi - \phi) \cdot B(\xi) - x \cdot (\xi - u) \cdot W(\xi) = 0$$

that amalgamates budget constraint and after-tax residue. Contract curve (5) is thus given by:

$$D(\xi, x, u) = L'_\xi(\xi, x, u) = \\ = \left[(\xi - \phi) \cdot B(\xi) - x \cdot (\xi - u) \cdot W(\xi) \right]'_\xi = 0$$

$$L'_\xi(\xi, x, u) = \\ = B(\xi) + (\xi - \phi) \cdot \dot{B}(\xi) - x \cdot W(\xi) - x \cdot (\xi - u) \cdot \dot{W}(\xi) = 0$$

The last expression may be rewritten as:

$$D(\xi, x, u) = \\ = B(\xi) + (\xi - \phi) \cdot \dot{B}(\xi) - x \cdot (W(\xi) + (\xi - u) \cdot \dot{W}(\xi)) = 0$$

Extracting $x = \frac{(\xi - \phi) \cdot B(\xi)}{(\xi - u) \cdot W(\xi)}$ from the volatility constraint (4), we can

substitute variable x into the rewritten expression for $D(\xi, x, u)$. The substitution results in the following expressions:

$$B(\xi) + (\xi - \phi) \cdot \dot{B}(\xi) - \\ - \frac{(\xi - \phi) \cdot B(\xi)}{(\xi - u) \cdot W(\xi)} \cdot (W(\xi) + (\xi - u) \cdot \dot{W}(\xi)) = 0, \text{ or} \\ \frac{(B(\xi) + (\xi - \phi) \cdot \dot{B}(\xi)) \cdot (\xi - u) \cdot W(\xi) - \\ - (\xi - \phi) \cdot B(\xi) \cdot (W(\xi) + (\xi - u) \cdot \dot{W}(\xi))}{(\xi - u) \cdot W(\xi)} = 0.$$

Provided that $(\xi - u) > 0$ and $W(\xi) > 0$, we can conclude that the following is true:

$$(B(\xi) + (\xi - \phi) \cdot \dot{B}(\xi)) \cdot (\xi - u) \cdot W(\xi) - \\ - (\xi - \phi) \cdot B(\xi) \cdot (W(\xi) + (\xi - u) \cdot \dot{W}(\xi)) = 0$$

This allows writing the sub-expression $(\xi - u)$ in the form:

$$\left(\frac{(B(\xi) + (\xi - \phi) \cdot \dot{B}(\xi)) \cdot W(\xi) -}{- (\xi - \phi) \cdot B(\xi) \cdot \dot{W}(\xi)} \right) \cdot (\xi - u) - \\ - (\xi - \phi) \cdot B(\xi) \cdot W(\xi) = 0.$$

As a consequence of presenting the sub-expression $(\xi - u)$ in the form given above:

$$\xi - u = \frac{(\xi - \phi) \cdot B(\xi) \cdot W(\xi)}{(B(\xi) + (\xi - \phi) \cdot \dot{B}(\xi)) \cdot W(\xi) - (\xi - \phi) \cdot B(\xi) \cdot \dot{W}(\xi)}.$$

We observe that

$$u = \xi - \frac{(\xi - \phi) \cdot B(\xi) \cdot W(\xi)}{(B(\xi) + (\xi - \phi) \cdot \dot{B}(\xi)) \cdot W(\xi) - (\xi - \phi) \cdot B(\xi) \cdot \dot{W}(\xi)}.$$

We can now substitute the tax rate τ from the delivery constraint into the after-tax residue constraint. The result will be $u = \xi - \frac{B(\xi) + g}{W(\xi)} \cdot (\xi - \phi)$.

After replacing the result into the observed u -expression, we obtain:

$$\begin{aligned} \xi - \frac{B(\xi) + g}{W(\xi)} \cdot (\xi - \phi) &= \\ &= \xi - \frac{(\xi - \phi) \cdot B(\xi) \cdot W(\xi)}{(B(\xi) + (\xi - \phi) \cdot \dot{B}(\xi)) \cdot W(\xi) - (\xi - \phi) \cdot B(\xi) \cdot \dot{W}(\xi)} \quad ; \\ \frac{B(\xi) + g}{W(\xi)} \cdot (\xi - \phi) &= \\ &= \frac{(\xi - \phi) \cdot B(\xi) \cdot W(\xi)}{(B(\xi) + (\xi - \phi) \cdot \dot{B}(\xi)) \cdot W(\xi) - (\xi - \phi) \cdot B(\xi) \cdot \dot{W}(\xi)} \quad ; \\ (B(\xi) + g) \cdot (\xi - \phi) &= \\ &= \frac{(\xi - \phi) \cdot B(\xi) \cdot W(\xi) \cdot W(\xi)}{(B(\xi) + (\xi - \phi) \cdot \dot{B}(\xi)) \cdot W(\xi) - (\xi - \phi) \cdot B(\xi) \cdot \dot{W}(\xi)} \quad ; \\ B(\xi) + g &= \\ &= \frac{B(\xi) \cdot W(\xi) \cdot W(\xi)}{(B(\xi) + (\xi - \phi) \cdot \dot{B}(\xi)) \cdot W(\xi) - (\xi - \phi) \cdot B(\xi) \cdot \dot{W}(\xi)} \quad ; \\ g &= \frac{B(\xi) \cdot W(\xi) \cdot W(\xi)}{(B(\xi) + (\xi - \phi) \cdot \dot{B}(\xi)) \cdot W(\xi) - (\xi - \phi) \cdot B(\xi) \cdot \dot{W}(\xi)} - \\ &\quad - B(\xi) \end{aligned}$$

We can now impose the denominator in the last expression for g on sub-expression for $(\xi - \phi)$, which can be written as:

$$\begin{aligned} (B(\xi) + (\xi - \phi) \cdot \dot{B}(\xi)) \cdot W(\xi) - (\xi - \phi) \cdot B(\xi) \cdot \dot{W}(\xi) &= \\ &= B(\xi) \cdot W(\xi) + (\xi - \phi) \cdot (\dot{B}(\xi) \cdot W(\xi) - B(\xi) \cdot \dot{W}(\xi)) \end{aligned}$$

Continuing with the expression for $g(\xi)$, we can replace the denominator transformed above:

$$g = \frac{B(\xi) \cdot W(\xi) \cdot W(\xi)}{B(\xi) \cdot W(\xi) + (\xi - \phi) \cdot (\dot{B}(\xi) \cdot W(\xi) - B(\xi) \cdot \dot{W}(\xi))} - B(\xi)$$

$$g = \frac{B(\xi) \cdot W(\xi) \cdot W(\xi) - B(\xi) \cdot \left(\frac{B(\xi) \cdot W(\xi) + (\xi - \phi) \cdot (\dot{B}(\xi) \cdot W(\xi) - B(\xi) \cdot \dot{W}(\xi))}{B(\xi) \cdot W(\xi) + (\xi - \phi) \cdot (\dot{B}(\xi) \cdot W(\xi) - B(\xi) \cdot \dot{W}(\xi))} \right)}{B(\xi) \cdot W(\xi) + (\xi - \phi) \cdot (\dot{B}(\xi) \cdot W(\xi) - B(\xi) \cdot \dot{W}(\xi))}$$

Now, both the nominator and the dominator can be divided by $B(\xi) \cdot W(\xi)$, yielding:

$$g = \frac{W(\xi) - B(\xi) \cdot \left(\frac{B(\xi) \cdot W(\xi) + (\xi - \phi) \cdot (\dot{B}(\xi) \cdot W(\xi) - B(\xi) \cdot \dot{W}(\xi))}{B(\xi) \cdot W(\xi)} \right)}{\left(\frac{B(\xi) \cdot W(\xi) + (\xi - \phi) \cdot (\dot{B}(\xi) \cdot W(\xi) - B(\xi) \cdot \dot{W}(\xi))}{B(\xi) \cdot W(\xi)} \right)}$$

Let us define $v(\xi) = 1 + (\xi - \phi) \cdot \left(\frac{\dot{B}(\xi)}{B(\xi)} - \frac{\dot{W}(\xi)}{W(\xi)} \right)$, as this allows us

to evaluate the expression for the right-wing political objective on public but vital goods as:

$$g(\xi) = \frac{W(\xi) - B(\xi) \cdot v(\xi)}{v(\xi)} = \frac{W(\xi)}{v(\xi)} - B(\xi).$$

In accordance with the delivery constraint, the size of the wealth-pie $\tau(\xi) \cdot W(\xi)$ equals $B(\xi) + g(\xi)$. Consequently, the tax rate is given by:

$$\tau(\xi) = \frac{B(\xi) + g(\xi)}{W(\xi)} = \frac{B(\xi) + \left(\frac{W(\xi)}{v(\xi)} - B(\xi) \right)}{W(\xi)} = \frac{1}{v(\xi)}.$$

Replacing the $\tau = \frac{1}{v(\xi)}$ in the after tax residue $u = \xi - \tau \cdot (\xi - \phi)$, we

can finally evaluate the expression for the left-wing political wants on basic

goods as: $u(\xi) = \xi - \frac{(\xi - \phi)}{v(\xi)}.$

REFERENCES

- Altman Morris. (2006). What a difference an assumption makes. In *Handbook of Contemporary Behavioral Economics: Foundations and Developments*. Edited by Morris Altman. Armonk, New York: M.E. Sharpe, Inc. pp. 125–64.
- Atkinson Anthony Barnes. (1987). On the measurement of poverty. *Econometrica* 55, pp. 749–764.
- Berliant Marcus and Frank H. Page, Jr. (1996). Incentives and income taxation: The implementation of individual revenue requirement functions. *Ricerche Economiche* 50 389–400.
- Black Duncan. (1948). “On the rationale of group decision-making. *Journal of Political Economy* 56, pp. 23–34.
- Boix Carles. (1998). *Political Parties Growth and Equality: Conservative and Social Democratic Economic Strategies in the World Economy*. Cambridge: Cambridge University Press.
- Bowman Mary Jean. (1969). Poverty in an Affluent Society, an essay in Contemporary Economic Issues, ed. N. W. Chamberlain (Homewood, Ill., R. D. Irwin, pp. 53–56.
- Buchanan James M. (1967). *Public Finance in Democratic Process: Fiscal Institutions and Individual Choice*. Indianapolis: Liberty Fund, Inc., vol. 4.
- Canto Victor A., Joines Douglas H., and Arthur B. Laffer. (1981). Tax Rates, Factor Employment, and Market Production, Federal Reserve Bank of St. Louis Review, May, pp. 3–32.
- Cardona Daniel and Clara Ponsattí. (2007). “Bargaining one-dimensional social choices. *Journal of Economic Theory* 137, pp. 627–651.
- Ebert Udo. (2009). Taking empirical studies seriously: The principle of concentration and the measurement of welfare and inequality. *Social Choice and Welfare* 32, pp. 55–74.
- Eichenberger Reiner and Felix Oberholzer-Gee. (1996). *Rational Moralists, The Role of Fairness in Democratic Economic Politics*. Zurich: Institute for Empirical Economic Research, University of Zurich.
- Esping-Andersen Gosta (1990). *The Three Worlds of Welfare Capitalism*. Princeton: University Press.
- Feld Lars P. and Bruno S. Frey. (2002). Trust Breeds Trust: How Taxpayers are Treated. *Economics of Governance* 3, pp. 87–99.
- Feldstein Martin S. (March 2008). Effects of Taxes on Economic Behavior. *National Tax Journal*, Vol. LXI, Nr. 1, pp. 131–139.
- Flora Peter. (ed. 1987). *Growth to Limits: The Western European Welfare State since World War II*. Berlin: Walter de Gruyter.
- Formby John P., Medema Steven G. and W. James Smith. (1995). Tax Neutrality and Social Welfare in a Computational General Equilibrium Framework. *Public Finance Review* 23 419–447.
- Friedman Milton. (2002). *Capitalism and Freedom: Fortieth Anniversary Edition*. Chicago: University of Chicago Press.
- Fuchs Victor. (1965). “Toward a Theory of Poverty, The Concept of Poverty. Chamber of Commerce of the United States, Washington, D.C.
- Greve Bent. (2008). What is welfare? *Central Europ. Journal of Welfare Policy* 2, pp. 50–73.
- Huber Evelynne, Thomas Mustillo and John D. Stephens. (2008). Politics and Social Spending in Latin America. *Journal of Politics* 70, pp. 420–436.
- Hunter Boyd, Kennedy Steven, and Nicholas Grahame Biddle. (2002). One Size Fits All?: The Effect of Equivalence Scales on Indigenous and Other Australian Poverty. CAEPR Working Paper No. 19, The Australian National University, Canberra, Australia.
- Iversen Torben. (2005). *Capitalism, Democracy, and Welfare*. Cambridge: Cambridge University Press.
- Kalai Ehud. (1977). “Nonsymmetric Nash solutions and replications of 2-person bargaining. *International Journal of Game Theory* 6, pp. 129–133.
- Kesselman Jonathan R. and Irwin Garfinkel. (1978). “Professor Friedman, meet lady Rhys-Williams: NIT vs. CIT. *Journal of Public Economy* 10, pp. 179–216.
- Kittel Bernhard and Herbert Obinger. (2003). *Political parties, institutions, and the Dynamics of Social Expenditure in times of austerity*. Journal of European Public Policy, Volume 10, Issue 1, pp. 20–45.
- Leibenstein Harvey. (1979). A branch of economics is missing: Micro-micro theory. *Journal of Economic Literature* 17, pp. 477–502.

- Malcomson James M. (1986). "Some analytics of the Laffer curve. *Journal of Public Economics* 29, pp. 263–279.
- Malishevski Andrei V. (1998). Path Independence in Serial-Parallel Data Processing. " *Qualitative Models in the Theory of Complex Systems*. Moscow: Nauka/Fizmatlit, pp. 413–445.
- Mullat Joseph E. (2014). The Sugar-Pie Game: The Case of Non-Conforming Expectations, Walter de Gruyter. *Mathematical Economic Letters* 2, pp. 27–31.
- Musgrave Richard. (1959). *The Theory of Public Finance*. New York: McGraw Hill.
- Narens Louis and R. Duncan Luce. (1983). "How we may have been misled into believing in the interpersonal comparability of utility. *Theory and Decisions* 15, pp. 247–260.
- Nash John F., Jr. (1950). "The bargaining problem. *Econometrica* Vol. 18, 2, pp. 155–162.
- North Douglass C. (2005). Institutions and the Performance of Economics over Time. In *Handbook of New Institutional Economics*. Edited by Claude Ménard and Mary M. Shirley. Dordrecht, Berlin and Heidelberg: Springer, p. 844.
- Oakley Matthey and Peter Saunders. (2011). *No Rights without Responsibility: Rebalancing the Welfare State*. London: Policy Exchange.
- Osborne Martin J. and Ariel Rubinstein. (1990). *Bargaining and Markets. Economic Theory, Econometrics, and Mathematical Economics*. San Diego: Academic Press, Inc.
- Ostrom Elinor. (2005). Doing Institutional Analysis: Digging Deeper than Markets and Hierarchies. In *Handbook of New Institutional Economics*. Edited by Claude Menard and Mary M. Shirley. Dordrecht, Berlin and Heidelberg: Springer, p. 844.
- Peñalosa García-Cecilia. (2008). The Economics of Distribution and Growth: Recent Issues. Brussels, 11 and 12 October 2007.
- Rawls John. (1971, 2005). *A Theory of Justice*, rev. ed. Cambridge, MA: Belknap Press of Harvard University.
- Richter Rudolf. (2006). Book Reviews. *Journal of Institutional and Theoretical Economics* 162, pp. 384–88.
- Roberts Kevin W. S. (1977). Voting over income tax schedules. *Journal of Public Economics* 8, pp. 329–340.
- Roth Alvin E. (1985). *Game-Theoretic Models of Bargaining*. London and New York: Cambridge University Press.
- Roth Alvin E.. (1977). "Individual rationality and Nash's solution to the bargaining problem. *Mathematics of Operations Research* 2, pp. 64–65.
- Rothstein Amy and C. T. Lawrence Butler. (1987). *On Conflict and Consensus: A Handbook on Formal Consensus Decision-Making*. Philadelphia: New Society Publisher.
- Rubinstein Ariel. (1998). *Modeling Bounded Rationality, Zeuthen Lecture Book Series*. Cambridge: The MIT Press.
- Saunders Peter. (1997). Economic adjustment and distributional change: Income inequality in Australia in the eighties. In *Changing Patterns in the Distribution of Economic Welfare: An International Perspective*. Edited by Peter Gottschalk, Bjorn A. Gustafsson and Edward E. Palmer. Cambridge: Cambridge University Press, pp. 68–83.
- Sen Amartya. (1976). Poverty: An ordinal approach to measurement. *Econometrica* 44, pp. 219–231.
- Stewart Frances, Brown Graham and Alex Cobham (February 2009). The Implications of Horizontal and Vertical Inequalities for Tax and Expenditure Policies. CRISE Working Paper No. 65. Centre for Research on Inequality Human Security and Ethnicity, Oxford, UK,. Available online.
- Summers Lawrence. (February 2014). America risks becoming a Downton Abbey economy. *Financial Times*, 16.
- Swank Duane. (2002). *Global Capital, Political Institutions, and Policy. Change in Developed Welfare States*. Cambridge: University Press.
- Tarp Finn, Simler Kenneth, Matusse Cristina, Heltberg Rasmus, and Gabriel Dava. (2002). The Robustness of Poverty Profiles Reconsidered. FCND Discussion paper No. 124. International Food Policy Research Institute, Washington, DC, USA.